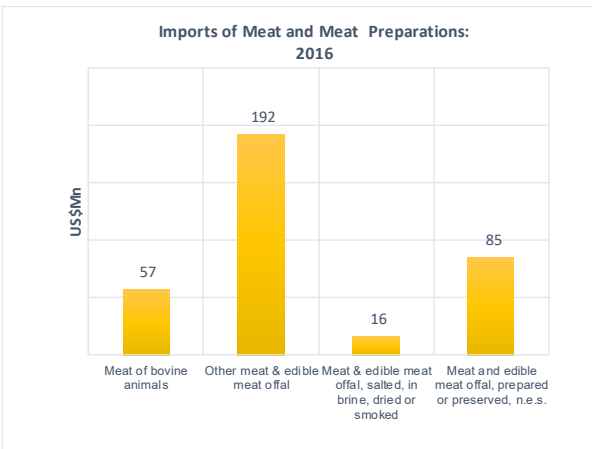
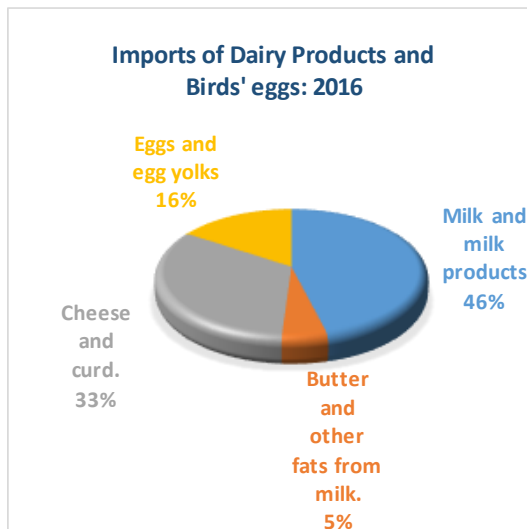


WHAT ARE THE ITEMS THAT MAKE UP MEAT AND MEAT PREPARATIONS?

- Imports of **Other meat and edible meat offal** which totaled US\$392 Mn was highest product imported within this food group in 2016.



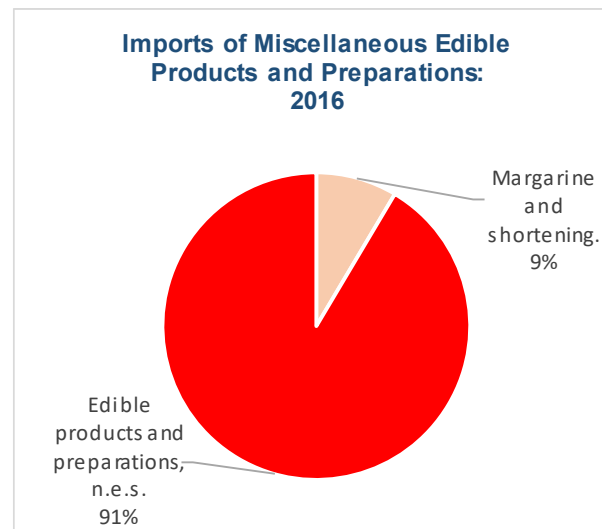
WHAT ARE THE ITEMS THAT MAKE UP DAIRY PRODUCTS AND BIRDS' EGGS?



- Milk and milk products** accounted for **46%** of the Region's imports of this food group.

WHAT ARE THE ITEMS THAT MAKE UP MISC EDIBLE PRODUCTS AND PREPARATIONS?

- Edible products and preparations** accounted for the majority of imports of this food group.



* All the information displayed excludes data for The Bahamas, Haiti and Montserrat



Regional Statistics Programme
Caribbean Community Secretariat
P.O. BOX 10827,
Georgetown, Guyana



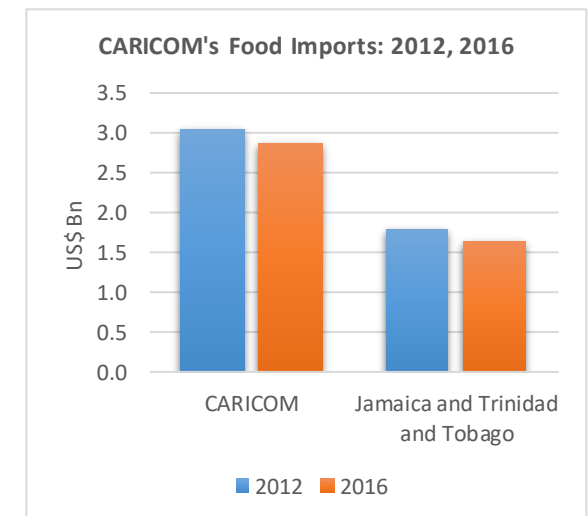
Building Resilience of the Caribbean Community

HOW MUCH MONEY DO WE SPEND ON FOOD?



CARICOM's Food Import Bill in 2016 was US\$2.9 Bn;

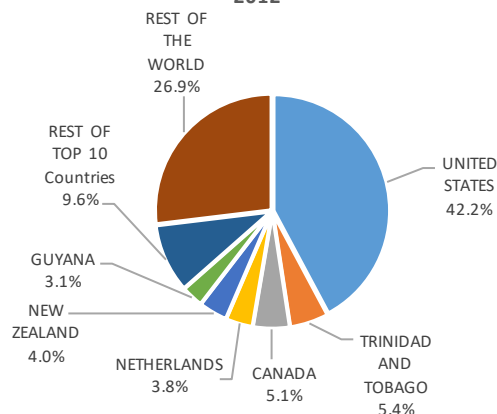
- In 2012, the Food Import Bill was US\$ 3.0 Bn
- Jamaica and Trinidad and Tobago were the Region's leading importers of Food accounting for more than half of the Region's Food import bill in these two years.
- Imports of Food by **Jamaica and Trinidad and Tobago** dropped from approximately **US\$1.8 Bn** in 2012 to **US\$1.7 Bn** in 2016.



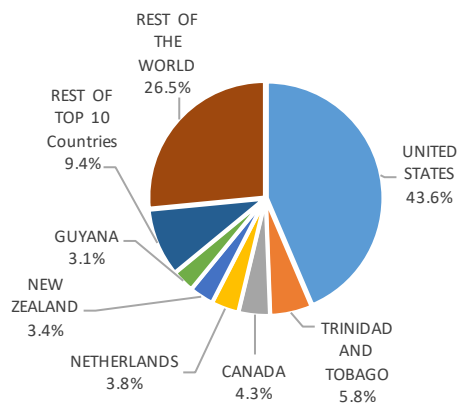
WHERE DOES OUR FOOD COME FROM?

- The **United States of America** and **Trinidad and Tobago** were the top sources of CARICOM's Food.
- In 2012 and 2016, imports of Food from the USA accounted for **42.2%** and **43.6%** respectively of the Region's Food Import Bill.
- Trinidad and Tobago** accounted for **5.4%** and **5.8%** respectively of the Region's Food Imports in 2012 and 2016.

Top Sources of CARICOM's Food Imports: 2012



Top Sources of CARICOM's Food Imports: 2016



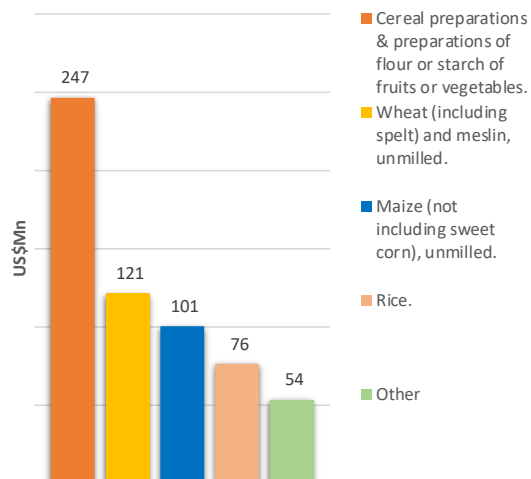
WHAT ARE THE TOP FOODS IMPORTED?

- The **Top 5 food categories** imported by CARICOM in 2016 were:
 - Cereals and cereal preparations
 - Vegetables and Fruits
 - Miscellaneous Edible Products and Preparations
 - Meat and meat preparations
 - Dairy Products and birds' eggs
- These top **5 food categories** accounted for **more than 75%** of the total Food imports bill for 2012 and 2016.

HOW MUCH OF CEREALS AND CEREAL PREPARATIONS WERE IMPORTED?

- US\$247 Mn worth of **Cereal preparations and preparations of flour or starch of fruits or vegetables** (such as corn flakes, breakfast foods, biscuits) was imported into the Region in 2016.

Imports of Cereals and Cereal Preparations: 2016



WHAT ARE THE ITEMS THAT MAKE UP VEGETABLES AND FRUITS?

- CARICOM's Imports of **Vegetables** accounted for **54%** of this category in 2016 while Imports of **Fruits** represented **29.0%** of this food group.
- Fruit juices** accounted for **17%** of this food group in 2016.

Imports of Vegetables and Fruits: 2016

