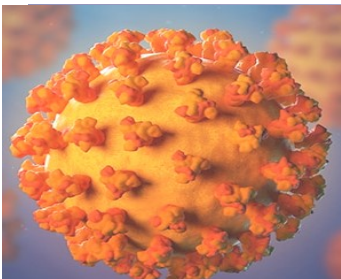


Stats News & Views



Special Topic Statistical Bulletin - COVID-19

Issue 32, 30 October 2020

The **Special Topic Statistical Bulletin on COVID-19 in CARICOM Countries, Issue 32**, provides an update of the trajectory of the COVID-19 in the CARICOM Region up to **30 October 2020**. The Bulletin provides information on the pattern of the disease of the total number of confirmed cases, new cases and deaths for each country and the total for CARICOM. The data are preliminary and will be adjusted as more reliable data are made available.

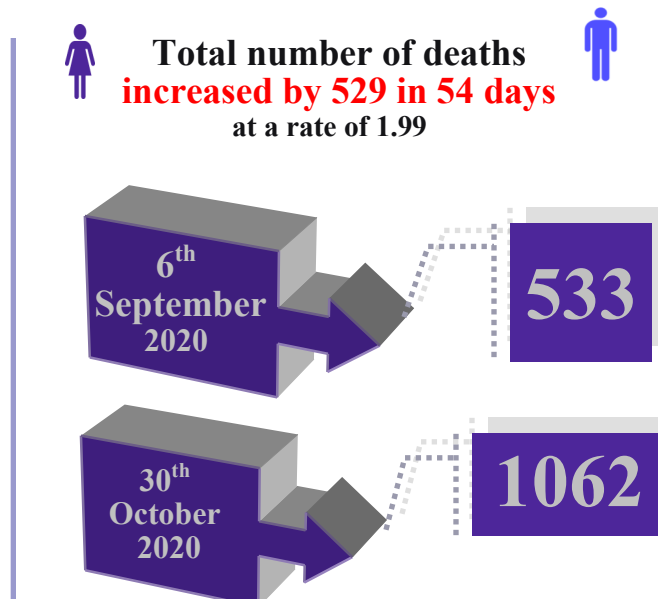
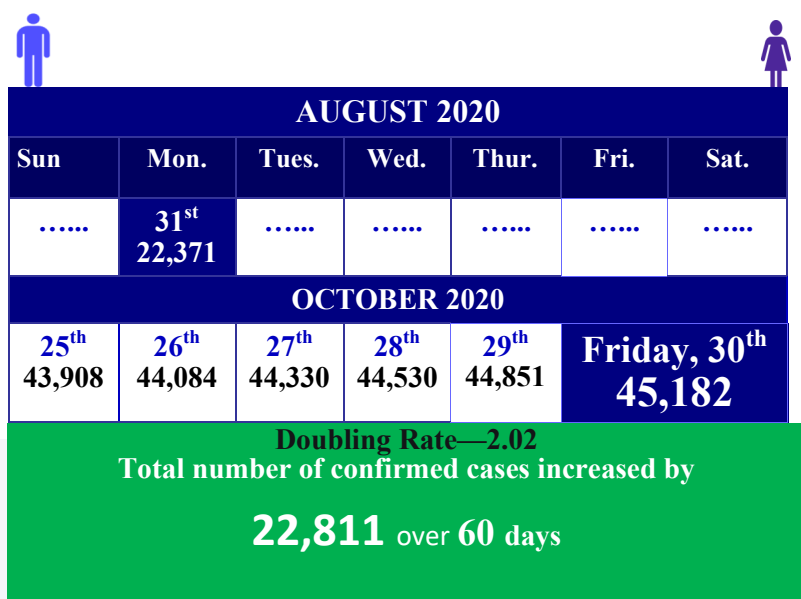
The total number of confirmed cases for CARICOM countries as at 30 October is **45,182**. The total number of deaths is **1062**, recovered cases, **32,889** and active cases, **11, 110**. If deaths all causes are counted for The Bahamas and Jamaica, then the total number of deaths is **1105** deaths as at 30 October.

The number of new cases for the current reporting period, 24-30 October, stood at **1713**, a decrease of **540** from 23 October. The countries that contributed significantly to the total number of new cases were: Jamaica, **424 (25 per cent)**, Belize, **412 (24 per cent)**, The Bahamas, **362 (21 per cent)**, Guyana, **183 (11 per cent)** and Trinidad and Tobago, **181 (11 per cent)**.

Jamaica now has the highest number of confirmed cases with **9094**. However, Haiti that is at **9057** has a 3-day reporting lag. The Bahamas follows with **6714**, Trinidad and Tobago, **5668**, Suriname, **5201**, Guyana, **4143** and Belize, **3462**. Adjusting the number of confirmed cases for population size, the top five countries for rates per 100,000 population are: The Bahamas, **1760.73, that is now at the top**; Turks and Caicos Islands, **1704.60**; Suriname **892.11**, Belize, **869.74** and Guyana, **559.11**.

Jamaica tops in the number of deaths if deaths under investigation are included and those due to non-COVID-19 causes are excluded, having 236 such deaths and 252 all causes for COVID-19 patients; Haiti is at 232 deaths. The Bahamas is 166 (including under investigation and excluding non-COVID-19 causes) and 193 deaths all causes of COVID-19 positive patients. Guyana follows with 124, Suriname has 111 deaths, Trinidad and Tobago, 107 and Belize is at 58.

Situation at a Glance



Special Topic Bulletin - COVID 19

TABLE 1: SUMMARY ALL COUNTRIES -NUMBER OF CONFIRMED CASES, NEW CASES AND DEATHS - 19 SEPTEMBER – 30 OCTOBER 2020

Date	No. of Confirmed Cases	No. of New Cases	No. of Deaths
19-Sep	30840	654	652
20-Sep	31243	403	663
21-Sep	31632	389	675
22-Sep	31994	362	684
23-Sep	32630	636	694
24-Sep	33075	445	701
25-Sep	33588	513	719
26-Sep	33902	314	722
27-Sep	34186	284	732
28-Sep	34593	407	745
29-Sep	35021	428	766
30-Sep	35388	367	777
01-Oct	35784	396	785
02-Oct	36165	381	793
03-Oct	36550	385	802
04-Oct	36942	392	807
05-Oct	37283	341	816
06-Oct	37661	378	829
07-Oct	37968	307	834
08-Oct	38434	466	844
09-Oct	38889	455	862
10-Oct	39274	385	871
11-Oct	39619	345	883
12-Oct	39913	294	889
13-Oct	40133	220	898
14-Oct	40515	382	915
15-Oct	40861	346	923
16-Oct	41216	355	934
17-Oct	41565	349	945
18-Oct	41774	209	950
19-Oct	42057	283	965
20-Oct	42399	342	964
21-Oct	42819	420	977
22-Oct	43164	345	986
23-Oct	43469	305	993
24-Oct	43715	246	997
25-Oct	43908	193	1007
26-Oct	44084	176	1023
27-Oct	44330	246	1028
28-Oct	44530	200	1041
29-Oct	44851	321	1054
30-Oct	45182	331	1078

Note: The Number of Confirmed Cases and the Number of Deaths are **cumulative values** while the Number of New Cases is not cumulative and reflects the **daily** number of cases. Please see Issue 10 for the explanation on how the cumulative values are derived. Please check previous Issues for the data for earlier dates.

Special Topic Bulletin - COVID 19

TABLE 1A: SUMMARY OF SELECTED VARIABLES BY COUNTRY AS AT 30 OCTOBER 2020

Country	Confirmed Cases	New Cases	Deaths	Recoveries	Active Cases	Tests Conducted
Total Member States	43,964	1,698	1,045	31,731	11,068	323,463
Antigua and Barbuda	127	5	3	116	8	3664
Bahamas	6714	362	166	4422	2099	35877
Barbados	236	9	7	218	11	35224
Belize	3462	412	58	2148	1256	22658
Dominica	50	13	0	33	17	4268
Grenada	28	1	0	24	4	1125
Guyana	4143	183	124	3192	827	19266
Haiti	9057	31	232	7429	1396	32176
Jamaica	9094	424	236	4510	4257	95809
Montserrat	13	0	1	11	0	383
Saint Lucia	78	30	0	27	51	10686
St Kitts and Nevis	19	0	0	19	0	3152
St Vincent and the Grenadines	74	1	0	70	4	6911
Suriname	5201	46	111	5057	32	19250
Trinidad and Tobago	5668	181	107	4455	1106	33014
Total Associate Members	1,218	15	17	1,158	42	143,376
Anguilla	3	0	0	3	0	662
Bermuda	199	0	9	176	14	85656
British Virgin Islands	72	9	1	70	1	5461
Cayman Islands	240	1	1	221	18	46922
Turks and Caicos Islands	704	5	6	688	9	4675
Total CARICOM	45,182	1,713	1,062	32,889	11,110	466,839

Notes:

1. New Cases are for the period **24-30 October 2020**.
2. Data for some countries for the number of tests conducted are often not continuously updated and should be used with caution.
3. For The Bahamas, the number of deaths in the Table includes **22** deaths that are under investigation and excludes **27** deaths that are classified as due to non-COVID-19 causes. The total number of deaths of COVID-19 patients is **193**.
4. For Jamaica, the number of deaths in the Table includes **30** deaths that are under investigation and excludes **16** deaths that are classified as due to non-COVID-19 causes. The total number of deaths of COVID-19 patients is **252**.
5. If all deaths of COVID-19 positive persons are counted for The Bahamas and Jamaica then the total number deaths of COVID-19 positive persons in CARICOM is **1105**.
6. There is a 3-day lag in the data for Haiti and a 1-day lag for Bermuda.

TABLE 3: EXPLANATIONS

Key Term/Issues	Explanation
Data on Testing	<p>Testing for the occurrence of COVID-19 provides an understanding of the pandemic. It tells us how the virus is spreading. Testing should be able to tell us about the total number of cases or persons infected. However given the availability or lack thereof of equipment for testing and the establishment of protocols in many countries that invariably implies that persons should fulfil stated criteria to qualify to be tested, it is likely that the total number of cases are unknown.</p> <p>This data set on testing has increasingly become available for most CARICOM countries with some countries consistently reporting this information. A possible difference in the data is that the tests are performed in different testing laboratories across countries. In some cases testing is done for countries or validated by the Caribbean Public Health Agency (CARPHA) while in other cases they are conducted at national laboratories. Another difference is that tests may include repeated testing for confirmed cases to determine whether these persons have recovered. It is also possible that different types of tests are being reported.</p> <p>Why is data on testing needed?</p> <p>The simple answer is that without data on tests conducted on the COVID-19 we cannot possibly understand how the pandemic is progressing, and which contacts to trace and to quarantine.</p>
Projections	<p>The projections in this and previous Issues largely rely on using observed doubling rates, the rates of change of the latest period of data (prior to the estimation) or using fitted trend lines. No sophisticated modelling has been utilised.</p> <p>For example in the case of Chart 2, a linear projection is undertaken and the equation of that straight line is given as follows:</p> $y = -103.42 + 25.045 x$ <p>Where y represents the number of confirmed cases and x the number of time periods from the commencement of the first case.</p> <p>Simply put, it is possible to use this equation to obtain predicted values. Assuming that it is necessary to calculate the number of predicted cases on the 29th April as per the linear trend, the number of time periods (x- value) from the 10 March is roughly 50 so the predicted value works out as follows:</p> $y_p = -103.42 + 25.045 \times 50 = 1252.25 - 103.42 = 1148.83.$ <p>The actual value for this same period is 1178 confirmed cases.</p>

TABLE 3: EXPLANATIONS

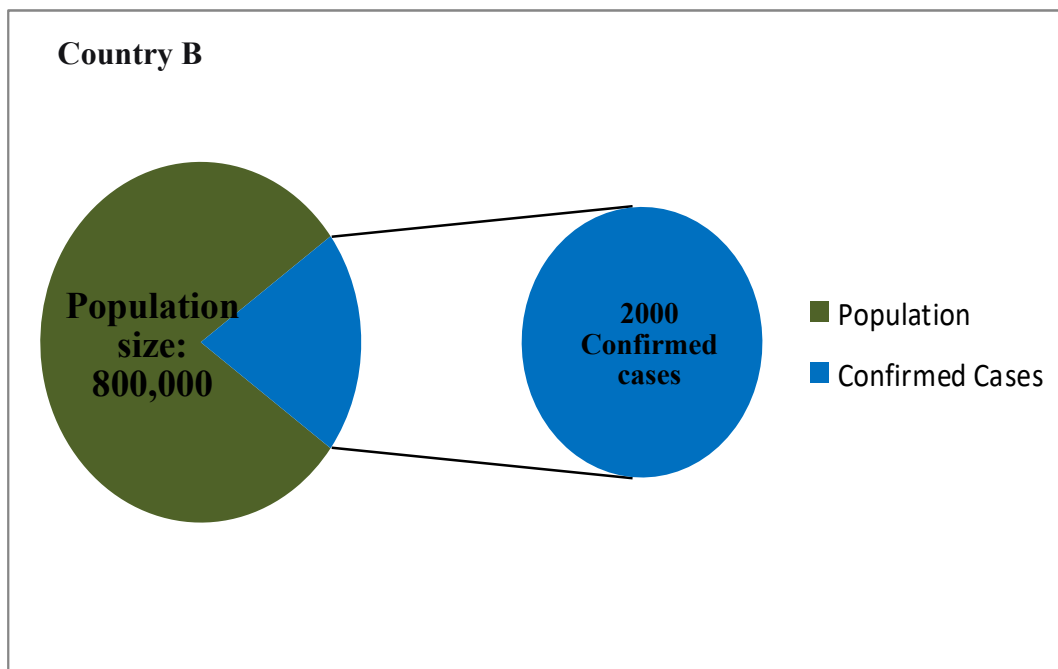
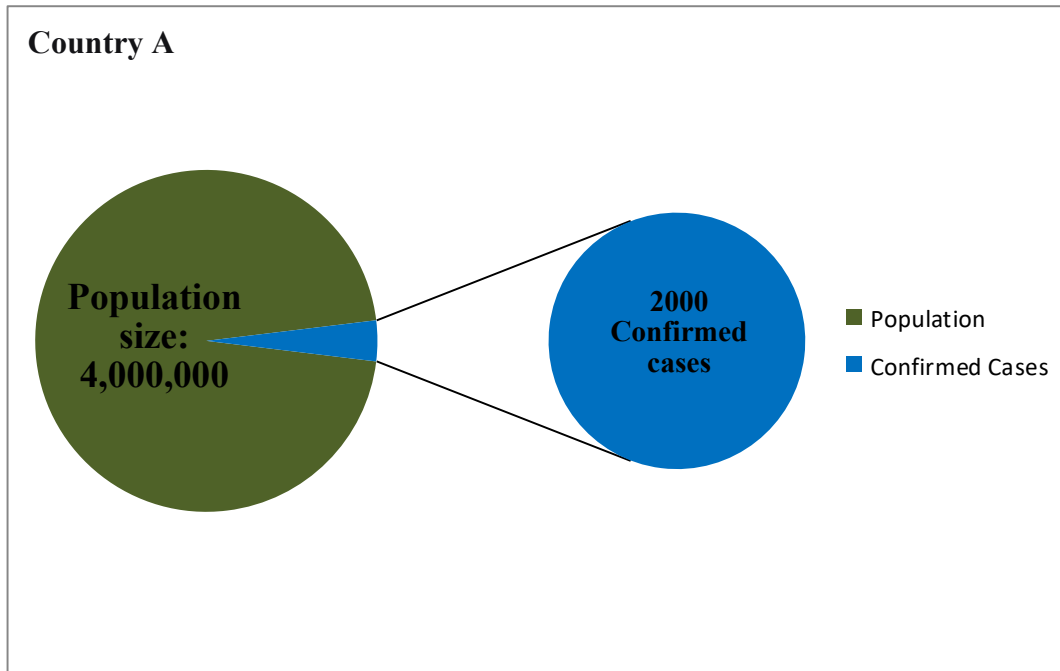
Key Term/Issue	Explanation
Number of Cases per 100,000 population	<p>The number of cases per 100,000 population is calculated by dividing the number of cases by the total population, and then multiplying the result by a standard population size in this case 100,000.</p> $Rate = \frac{No. of Confirmed Cases}{Total Population} \times 100,000$ <p>It is useful for comparing countries/regions of varying population sizes</p> <p>For very small values/small populations these rates may be unstable.</p>

Special Topic Bulletin - COVID 19

ILLUSTRATION OF CONFIRMED CASES PER 100,000 POPULATION

While both countries A and B, in the illustration have 2000 Confirmed Cases – the impact in Country A with a population of 4,000,000 is much smaller than the impact in Country B with a population size of 800,000.

For Country A the impact (per 100,000 persons) is $2000/4,000,000 \times 100,000$, which is **50 persons**.
For Country B the impact is $2000/800,000 \times 100,000$ which is **250 persons, about 5 times larger**.



KEY REGIONAL AND INTERNATIONAL LINKS ON COVID-19

CARICOM Today:- <https://today.caricom.org/covid19/regional/>

Regional Statistics Programme (RSP): http://statistics.caricom.org/covid19_bulletin.html

UN DATA HUB:- <https://covid-19-response.unstatshub.org/useful-links/international-organisations-resources/>

CARPHA (Caribbean Public Health Agency) - <https://carpha.org/What-We-Do/Public-Health/Novel-Coronavirus>

Article: Tracking the Covid-19 Pandemic in CARICOM– Statistics of a Pandemic

<https://today.caricom.org/2020/05/04/tracking-covid-19-pandemic-in-caricom/>

Please note that this Newsletter will be on the Regional Statistics Programme's (RSP) website as well as on the UN Data Hub.

Produced By:

*The Regional Statistics Programme
Caribbean Community Secretariat
P.O. BOX 10827, Georgetown, Guyana
Email: stats1@caricom.org
Website: statistics.caricom.org*