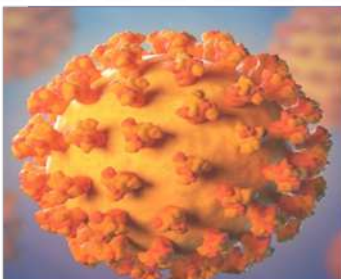


Stats News & Views



Special Topic Statistical Bulletin - COVID-19

Issue 34, 13 November 2020

The **Special Topic Statistical Bulletin on COVID-19 in CARICOM Countries Issue 34**, provides an update of the trajectory of the COVID-19 in the CARICOM Region up to **13 November 2020**. The Bulletin provides information on the pattern of the disease -of the total number of confirmed cases, new cases and deaths for each country and the total for CARICOM. The data are preliminary and will be adjusted as more reliable data are made available.

The total number of confirmed cases for CARICOM countries as at 13 November is **48,840**. The total number of deaths is **1155**, recovered cases, **36,725** and active cases, **10,839**. If deaths all causes for COVID-19 positive patients are counted for The Bahamas and Jamaica, then the total number of deaths is **1212** deaths.

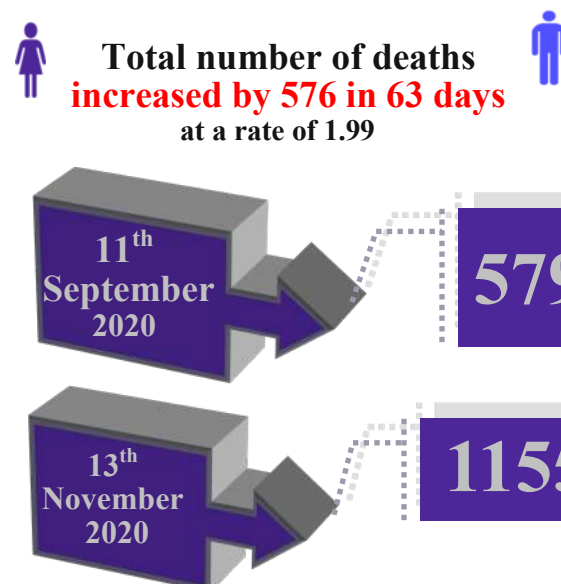
The number of new cases for the period **7-13 November** stood at **1860**, an increase of **62** from 6 November. The countries that contributed significantly to the total number of new cases were: **Belize, 699 (38 percent), Jamaica, 308 (17 percent), Guyana, 267 (14 percent), The Bahamas, 239 (13 percent) and Trinidad and Tobago, 182 (10 percent)**.

Jamaica has the highest number of cases with **9780** followed by **Haiti** with **9168** (2-day reporting lag). **The Bahamas** follows with **7186**, **Trinidad and Tobago, 5980**, **Suriname, 5268**, **Guyana, 4724** and **Belize, 4715**. The number of cases for **Saint Lucia** is on the uptick and is now **160** as at **13 November**. Adjusting the number of confirmed cases for population size the top five countries for rates per 100,000 population are: **The Bahamas, 1884.51, Turks and Caicos Islands, 1733.66 (716 confirmed cases); Belize, 1184.52, Suriname, 903.60** and **Guyana, 637.52**.

Jamaica tops in the number of deaths with **261**, if deaths under investigation are included and those due to non-COVID-19 causes are excluded and is at **286 all causes**. **Haiti** is at **232 deaths**. **The Bahamas** is at **183** (including under investigation and excluding non-COVID-19 causes) and **215 deaths all causes**. **Guyana** follows with **138**, **Suriname** has **114 deaths**, **Trinidad and Tobago, 111** and **Belize** is at **85 deaths**.

Situation at a Glance

SEPTEMBER 2020						
Sun	Mon.	Tues.	Wed.	Thur.	Fri.	Sat.
.....	5 th 24,549
NOVEMBER 2020						
8 th 47,413	9 th 47,549	10 th 47,855	11 th 48,223	12 th 48,517	Friday, 13 th 48,840	
Doubling Rate—1.99						
Total number of confirmed cases increased by 24,291 over 69 days						



Special Topic Bulletin - COVID 19

TABLE 1: SUMMARY ALL COUNTRIES -NUMBER OF CONFIRMED CASES, NEW CASES AND DEATHS - 3 OCTOBER – 13 NOVEMBER 2020

Date	No. of Confirmed Cases	No. of New Cases	No. of Deaths
03-Oct	36550	385	802
04-Oct	36942	392	807
05-Oct	37283	341	816
06-Oct	37661	378	829
07-Oct	37968	307	834
08-Oct	38434	466	844
09-Oct	38889	455	862
10-Oct	39274	385	871
11-Oct	39619	345	883
12-Oct	39913	294	889
13-Oct	40134	221	898
14-Oct	40515	381	915
15-Oct	40861	346	923
16-Oct	41216	355	934
17-Oct	41565	349	945
18-Oct	41774	209	950
19-Oct	42057	283	965
20-Oct	42399	342	964
21-Oct	42819	420	977
22-Oct	43164	345	986
23-Oct	43469	305	993
24-Oct	43715	246	997
25-Oct	43908	193	1007
26-Oct	44084	176	1023
27-Oct	44330	246	1028
28-Oct	44530	200	1041
29-Oct	44851	321	1054
30-Oct	45182	331	1062
31-Oct	45311	129	1068
01-Nov	45674	363	1076
02-Nov	45843	169	1083
03-Nov	46181	338	1087
04-Nov	46494	313	1098
05-Nov	46752	258	1105
06-Nov	46980	228	1109
07-Nov	47186	206	1116
08-Nov	47413	227	1121
09-Nov	47549	136	1125
10-Nov	47855	306	1131
11-Nov	48223	368	1136
12-Nov	48517	294	1142
13-Nov	48840	323	1155

Note: The Number of Confirmed Cases and the Number of Deaths are **cumulative values** while the Number of New Cases is not cumulative and reflects the **daily** number of cases. Please see Issue 10 for the explanation on how the cumulative values are derived. Please check previous Issues for the data for earlier dates.

Special Topic Bulletin - COVID 19

TABLE 1A: SUMMARY OF SELECTED VARIABLES BY COUNTRY AS AT 13 NOVEMBER 2020

Country	Confirmed Cases	New Cases	Deaths	Recoveries	Active Cases	Tests Conducted
Total Member States	47,573	1,834	1,138	35,532	10,784	360,298
Antigua and Barbuda	133	3	4	125	4	4038
Bahamas	7186	239	183	5323	1648	39592
Barbados	249	7	7	234	8	41360
Belize	4715	699	85	2539	2091	26744
Dominica	68	5	0	41	27	5004
Grenada	32	0	0	27	5	1126
Guyana	4724	267	138	3688	898	23997
Haiti	9168	31	232	7701	1235	34109
Jamaica	9780	308	261	5228	4191	103904
Montserrat	13	0	1	11	0	620
Saint Lucia	160	50	2	46	112	13465
St Kitts and Nevis	19	0	0	19	0	3369
St Vincent and the Grenadines	78	2	0	76	2	8082
Suriname	5268	41	114	5131	37	20482
Trinidad and Tobago	5980	182	111	5343	526	34406
Total Associate Members	1,267	26	17	1,193	55	157,081
Anguilla	3	0	0	3	0	662
Bermuda	222	13	9	189	24	95919
British Virgin Islands	72	0	1	70	1	6100
Cayman Islands	254	4	1	236	16	48761
Turks and Caicos Islands	716	9	6	695	14	5639
Total CARICOM	48,840	1,860	1,155	36,725	10,839	517,379

Notes:

1. New Cases are for the period **7-13 November 2020**.
2. Data for some countries for the number of tests conducted are often not continuously updated and should be used with caution.
3. For The Bahamas, the number of deaths in Table 1A includes **27 deaths** that are under investigation and excludes **32 deaths** that are classified as due to non-COVID-19 causes. The total number of deaths of COVID-19 patients, all causes, is **215**.
4. For Jamaica, the number of deaths in Table 1A includes **32 deaths** that are under investigation and excludes **25 deaths** that are classified as due to non-COVID-19 causes. The total number of deaths of COVID-19 patients, all causes, is **286**.
5. If all deaths of COVID-19 positive persons are counted for The Bahamas and Jamaica then the total number deaths of COVID-19 positive persons, all causes, in CARICOM is **1212**.
6. There is a lag of 2 days in the data for Haiti and 1 day for Bermuda.

TABLE 2: CONFIRMED CASES PER 100,000 POPULATION

COUNTRY	CONFIRMED CASES	RATES PER 100,000
MEMBER STATES	47,573	257.11
Antigua and Barbuda	133	139.98
The Bahamas	7186	1884.51
Barbados	249	90.67
Belize	4715	1184.52
Dominica	68	94.44
Grenada	32	28.71
Guyana	4724	637.52
Haiti	9168	80.34
Jamaica	9780	358.57
Montserrat	13	260.00
Saint Lucia	160	89.39
St Kitts and Nevis	19	35.85
St Vincent and the Grenadines	78	70.27
Suriname	5268	903.60
Trinidad and Tobago	5980	439.97
ASSOCIATE MEMBERS	1,267	588.65
Anguilla	3	20.00
Bermuda	222	347.02
British Virgins Islands	72	246.99
Cayman Islands	254	385.94
Turks and Caicos Islands	716	1733.66
CARICOM	48,840	260.93

TABLE 3: EXPLANATIONS

Key Term/Issues	Explanation
Data on Testing	<p>Testing for the occurrence of COVID-19 provides an understanding of the pandemic. It tells us how the virus is spreading. Testing should be able to tell us about the total number of cases or persons infected. However given the availability or lack thereof of equipment for testing and the establishment of protocols in many countries that invariably implies that persons should fulfil stated criteria to qualify to be tested, it is likely that the total number of cases are unknown.</p> <p>This data set on testing has increasingly become available for most CARICOM countries with some countries consistently reporting this information. A possible difference in the data is that the tests are performed in different testing laboratories across countries. In some cases testing is done for countries or validated by the Caribbean Public Health Agency (CARPHA) while in other cases they are conducted at national laboratories. Another difference is that tests may include repeated testing for confirmed cases to determine whether these persons have recovered. It is also possible that different types of tests are being reported.</p> <p>Why is data on testing needed?</p> <p>The simple answer is that without data on tests conducted on the COVID-19 we cannot possibly understand how the pandemic is progressing, and which contacts to trace and to quarantine.</p>
Projections	<p>The projections in this and previous Issues largely rely on using observed doubling rates, the rates of change of the latest period of data (prior to the estimation) or using fitted trend lines. No sophisticated modelling has been utilised.</p> <p>For example in the case of Chart 2, a linear projection is undertaken and the equation of that straight line is given as follows:</p> $y = -103.42 + 25.045 x$ <p>Where y represents the number of confirmed cases and x the number of time periods from the commencement of the first case.</p> <p>Simply put, it is possible to use this equation to obtain predicted values. Assuming that it is necessary to calculate the number of predicted cases on the 29th April as per the linear trend, the number of time periods (x- value) from the 10 March is roughly 50 so the predicted value works out as follows:</p> $y_p = -103.42 + 25.045 \times 50 = 1252.25 - 103.42 = 1148.83.$ <p>The actual value for this same period is 1178 confirmed cases.</p>

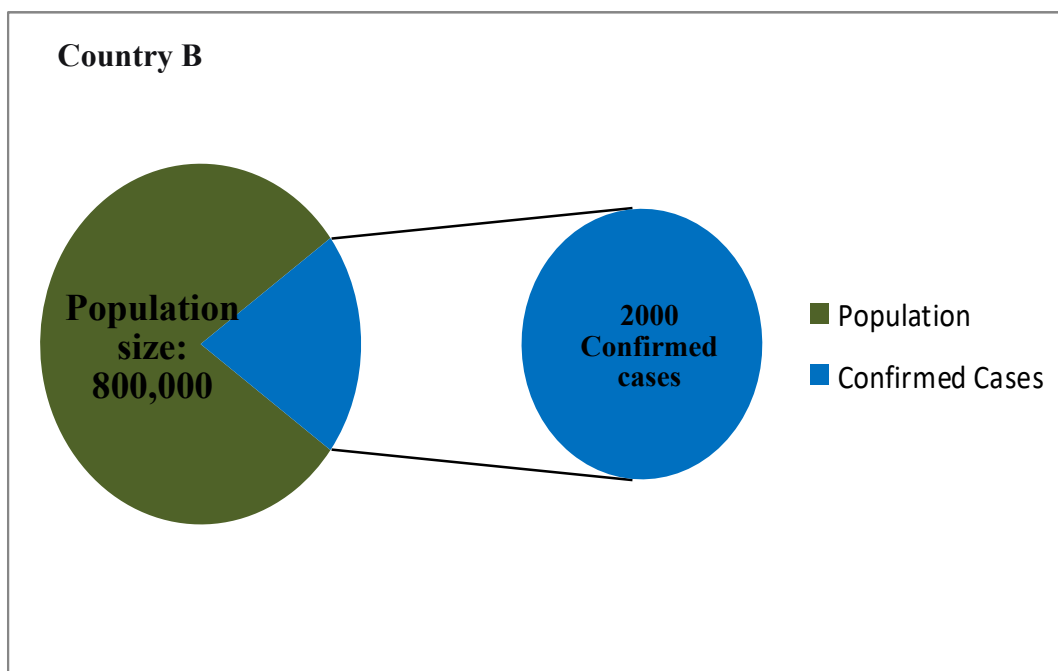
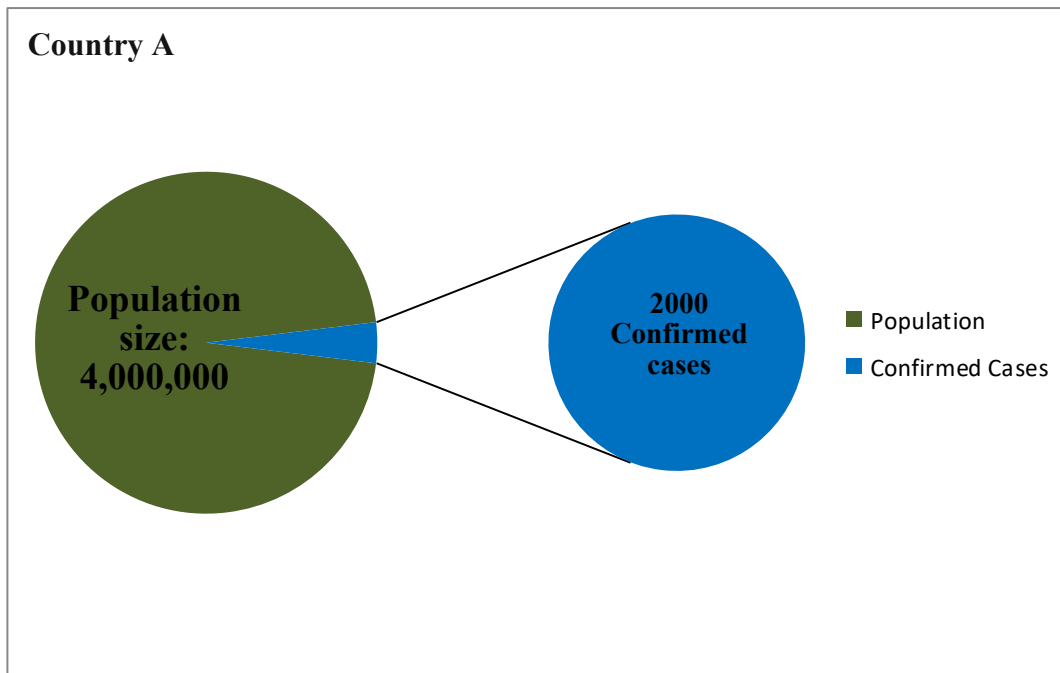
TABLE 3: EXPLANATIONS

Key Term/Issue	Explanation
Number of Cases per 100,000 population	<p>The number of cases per 100,000 population is calculated by dividing the number of cases by the total population, and then multiplying the result by a standard population size in this case 100,000.</p> $\text{Rate} = \frac{\text{No. of Confirmed Cases}}{\text{Total Population}} \times 100,000$ <p>It is useful for comparing countries/regions of varying population sizes</p> <p>For very small values/small populations these rates may be unstable.</p>

ILLUSTRATION OF CONFIRMED CASES PER 100,000 POPULATION

While both countries A and B, in the illustration have 2000 Confirmed Cases – the impact in Country A with a population of 4,000,000 is much smaller than the impact in Country B with a population size of 800,000.

For Country A the impact (per 100,000 persons) is $2000/4,000,000 \times 100,000$, which is **50 persons**.
For Country B the impact is $2000/800,000 \times 100,000$ which is **250 persons, about 5 times larger**.



KEY REGIONAL AND INTERNATIONAL LINKS ON COVID-19

CARICOM Today:- <https://today.caricom.org/covid19/regional/>

Regional Statistics Programme (RSP): http://statistics.caricom.org/covid19_bulletin.html

UN DATA HUB:- <https://covid-19-response.unstatshub.org/useful-links/international-organisations-resources/>

CARPHA (Caribbean Public Health Agency) - <https://carpha.org/What-We-Do/Public-Health/Novel-Coronavirus>

Article: Tracking the Covid-19 Pandemic in CARICOM– Statistics of a Pandemic

<https://today.caricom.org/2020/05/04/tracking-covid-19-pandemic-in-caricom/>

Please note that this Newsletter will be on the Regional Statistics Programme's (RSP) website as well as on the UN Data Hub.

Produced By:

*The Regional Statistics Programme
Caribbean Community Secretariat
P.O. BOX 10827, Georgetown, Guyana
Email: stats1@caricom.org
Website: statistics.caricom.org*