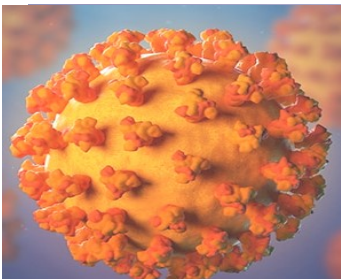


# Stats News & Views



## Special Topic Statistical Bulletin - COVID-19

Issue 37, 4 December 2020

The **Special Topic Statistical Bulletin on COVID-19 in CARICOM Countries Issue 37**, provides an update of the trajectory of the COVID-19 in the CARICOM Region up to **4 December 2020**. The Bulletin provides information on the pattern of the disease of the total number of confirmed cases, new cases and deaths for each country and the total for CARICOM. The data are preliminary and will be adjusted as more reliable data are made available.

The total number of confirmed cases for CARICOM countries as at 4 December is **55,360**. The total number of deaths is **1303**, recovered cases, **42,532** and active cases, **11,376**. If deaths all causes are counted for The Bahamas and Jamaica, then the total number of deaths is **1374**.

The number of new cases for the period **28 November- 4 December** stood at **2848**, an increase of **938** from **21-27 November** (1910 adjusted), due mainly to changes in the data for Belize. The countries that contributed significantly to the total number of new cases were: **Belize, 1796 (63 percent)**, **Jamaica, 394 (14 percent)**, **Guyana, 291 (10 percent)**, **Trinidad and Tobago, 149 (5 percent)** and **The Bahamas, 67 (2 percent)**.

**Jamaica** has the highest number of cases with **11,063** followed by **Haiti** with **9347** (2-day reporting lag). **The Bahamas** follows with **7570**, **Belize, 7383 (now third)**, **Trinidad and Tobago, 6735**, **Guyana, 5601** and **Suriname, 5322**. Adjusting the number of confirmed cases for population size the top five countries at rates per 100,000 population are: **The Bahamas, 1985.21**; **Belize, 1854.79**; **Turks and Caicos Islands, 1828.09 (755 confirmed cases)**; **Suriname, 912.86** and **Guyana, 755.87**.

**Jamaica tops in the number of deaths with 292**, if deaths under investigation are included and those due to non-COVID-19 causes are excluded and is at **328 all causes**. **Haiti** is at **233 deaths**. **The Bahamas** is at **187** (including deaths under investigation and excluding non-COVID-19 causes) and **222 deaths all causes**. **Belize**, is now at **170**, **Guyana, 151**, **Trinidad and Tobago, 121** and **Suriname** has **117 deaths**.

### Situation at a Glance



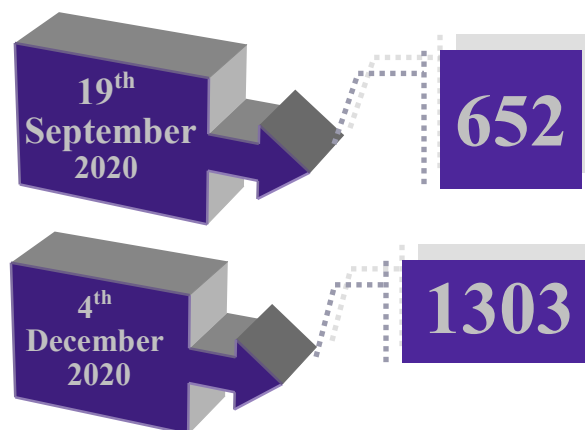
SEPTEMBER 2020						
Sun	Mon.	Tues.	Wed.	Thur.	Fri.	Sat.
.....	.....	.....	.....	.....	12 <sup>th</sup> 27,562	.....
DECEMBER 2020						
.....	.....	1 <sup>st</sup> 53,322	2 <sup>nd</sup> 54,587	3 <sup>rd</sup> 55,036	Friday, 4 <sup>th</sup> 55,360	

Doubling Rate—2.01

Total number of confirmed cases increased by **27,798** over **83** days



Total number of deaths increased by **651** in **76** days at a rate of **2.00**



## Special Topic Bulletin - COVID 19

**TABLE 1: SUMMARY ALL COUNTRIES -NUMBER OF CONFIRMED CASES, NEW CASES AND DEATHS - 24 OCTOBER – 4 DECEMBER 2020**

Date	No. of Confirmed Cases	No. of New Cases	No. of Deaths
24-Oct	43715	246	997
25-Oct	43908	193	1007
26-Oct	44084	176	1023
27-Oct	44330	246	1028
28-Oct	44530	200	1041
29-Oct	44851	321	1054
30-Oct	45182	331	1062
31-Oct	45311	129	1068
01-Nov	45674	363	1076
02-Nov	45843	169	1083
03-Nov	46181	338	1087
04-Nov	46494	313	1098
05-Nov	46752	258	1105
06-Nov	46980	228	1109
07-Nov	47186	206	1116
08-Nov	47413	227	1121
09-Nov	47549	136	1125
10-Nov	47855	306	1131
11-Nov	48223	368	1136
12-Nov	48528	305	1142
13-Nov	48861	333	1155
14-Nov	49253	392	1161
15-Nov	49443	190	1165
16-Nov	49650	207	1172
17-Nov	49836	186	1177
18-Nov	50057	221	1187
19-Nov	50350	293	1192
20-Nov	50602	252	1198
21-Nov	50890	288	1206
22-Nov	51261	371	1211
23-Nov	51498	237	1220
24-Nov	51725	227	1231
25-Nov	51967	242	1239
26-Nov	52281	314	1245
27-Nov	52512	231	1258
28-Nov	52714	202	1263
29-Nov	52958	244	1270
30-Nov	53196	238	1274
01-Dec	53322	126	1276
02-Dec	54587	1265	1277
03-Dec	55036	449	1295
04-Dec	55360	324	1303

**Note:** The Number of Confirmed Cases and the Number of Deaths are **cumulative values** while the Number of New Cases is not cumulative and reflects the **daily** number of cases. Please see Issue 10 for the explanation on how the cumulative values are derived. Please check previous Issues for the data for earlier dates.

## Special Topic Bulletin - COVID 19

**TABLE 1A: SUMMARY OF SELECTED VARIABLES BY COUNTRY AS AT 4 DECEMBER 2020**

Country	Confirmed Cases	New Cases	Deaths	Recoveries	Active Cases	Tests Conducted
<b>Total Member States</b>	<b>53,959</b>	<b>2,796</b>	<b>1,285</b>	<b>41,247</b>	<b>11,280</b>	<b>407,016</b>
Antigua and Barbuda	144	3	4	133	7	4855
The Bahamas	7570	67	187	5995	1353	44502
Barbados	284	14	7	257	20	48896
Belize	7383	1796	170	3725	3483	29862
Dominica	85	0	0	73	12	5655
Grenada	41	0	0	39	2	1126
Guyana	5601	291	151	4695	755	31270
Haiti	9347	53	233	8124	990	36799
Jamaica	11,063	394	292	6866	3785	118398
Montserrat	13	0	1	11	0	590
Saint Lucia	262	16	2	141	118	16500
St Kitts and Nevis	22	0	0	19	3	4096
St Vincent and the Grenadines	87	2	0	80	7	10589
Suriname	5322	11	117	5205	15	21599
Trinidad and Tobago	6735	149	121	5884	730	32279
<b>Total Associate Members</b>	<b>1,401</b>	<b>52</b>	<b>18</b>	<b>1,285</b>	<b>96</b>	<b>183,567</b>
Anguilla	7	3	0	3	3	2651
Bermuda	278	27	9	216	53	110808
British Virgin Islands	73	1	1	71	1	7132
Cayman Islands	288	14	2	257	29	53729
Turks and Caicos Islands	755	7	6	738	10	9247
<b>Total CARICOM</b>	<b>55,360</b>	<b>2,848</b>	<b>1,303</b>	<b>42,532</b>	<b>11,376</b>	<b>590,583</b>

### Notes:

1. New Cases are for the period **28 November- 4 December 2020**.
2. Data for some countries for the number of tests conducted are often not continuously updated and should be used with caution.
3. For The Bahamas, the number of deaths in Table 1A includes **24 deaths** that are under investigation and excludes **35 deaths** that are classified as due to non-COVID-19 causes. The total number of deaths of COVID-19 patients all causes is **222**.
4. For Jamaica, the number of deaths in Table 1A includes **31 deaths** that are under investigation and excludes **36 deaths** that are classified as due to non-COVID-19 causes. The total number of deaths of COVID-19 patients is **328**.
5. If all deaths of COVID-19 positive persons are counted for The Bahamas and Jamaica then the total number deaths of COVID-19 positive persons in CARICOM is **1374**.
6. There is a lag of 2 days in the data for Haiti and 1 day for Cayman Islands.
7. The Ministry of Health and Wellness of Belize has announced that the daily infographic was modified to include the antigen rapid testing results for COVID-19 starting, December 3, 2020. Due to this increased testing, the total number of COVID-19 cases has also increased. In the Table 1A, the number of tests conducted represents, total persons tested.

TABLE 2: CONFIRMED CASES PER 100,000 POPULATION

COUNTRY	CONFIRMED CASES	RATES PER 100,000
<b>Total Member States</b>	<b>53,959</b>	<b>291.63</b>
Antigua and Barbuda	144	151.56
The Bahamas	7570	1985.21
Barbados	284	103.41
Belize	7383	1854.79
Dominica	85	118.06
Grenada	41	36.78
Guyana	5601	755.87
Haiti	9347	81.91
Jamaica	11063	405.61
Montserrat	13	260.00
Saint Lucia	262	146.37
St Kitts and Nevis	22	41.51
St Vincent and the Grenadines	87	78.38
Suriname	5322	912.86
Trinidad and Tobago	6735	495.51
<b>Total Associate Members</b>	<b>1,401</b>	<b>650.91</b>
Anguilla	7	46.67
Bermuda	278	434.56
British Virgin Islands	73	250.42
Cayman Islands	288	437.60
Turks and Caicos Islands	755	1828.09
<b>Total CARICOM</b>	<b>55,360</b>	<b>295.76</b>

TABLE 3: EXPLANATIONS

Key Term/Issues	Explanation
<b>Data on Testing</b>	<p>Testing for the occurrence of COVID-19 provides an understanding of the pandemic. It tells us how the virus is spreading. Testing should be able to tell us about the total number of cases or persons infected. However given the availability or lack thereof of equipment for testing and the establishment of protocols in many countries that invariably implies that persons should fulfil stated criteria to qualify to be tested, it is likely that the total number of cases are unknown.</p> <p>This data set on testing has increasingly become available for most CARICOM countries with some countries consistently reporting this information. A possible difference in the data is that the tests are performed in different testing laboratories across countries. In some cases testing is done for countries or validated by the Caribbean Public Health Agency (CARPHA) while in other cases they are conducted at national laboratories. Another difference is that tests may include repeated testing for confirmed cases to determine whether these persons have recovered. It is also possible that different types of tests are being reported.</p> <p>Why is data on testing needed?</p> <p>The simple answer is that without data on tests conducted on the COVID-19 we cannot possibly understand how the pandemic is progressing, and which contacts to trace and to quarantine.</p>
<b>Projections</b>	<p>The projections in this and previous Issues largely rely on using observed doubling rates, the rates of change of the latest period of data (prior to the estimation) or using fitted trend lines. No sophisticated modelling has been utilised.</p> <p>For example in the case of Chart 2, a linear projection is undertaken and the equation of that straight line is given as follows:</p> $y = -103.42 + 25.045 x$ <p>Where y represents the number of confirmed cases and x the number of time periods from the commencement of the first case.</p> <p>Simply put, it is possible to use this equation to obtain predicted values. Assuming that it is necessary to calculate the number of predicted cases on the 29<sup>th</sup> April as per the linear trend, the number of time periods (x- value) from the 10 March is roughly 50 so the predicted value works out as follows:</p> $y_p = -103.42 + 25.045 \times 50 = 1252.25 - 103.42 = 1148.83.$ <p>The actual value for this same period is 1178 confirmed cases.</p>

TABLE 3: EXPLANATIONS

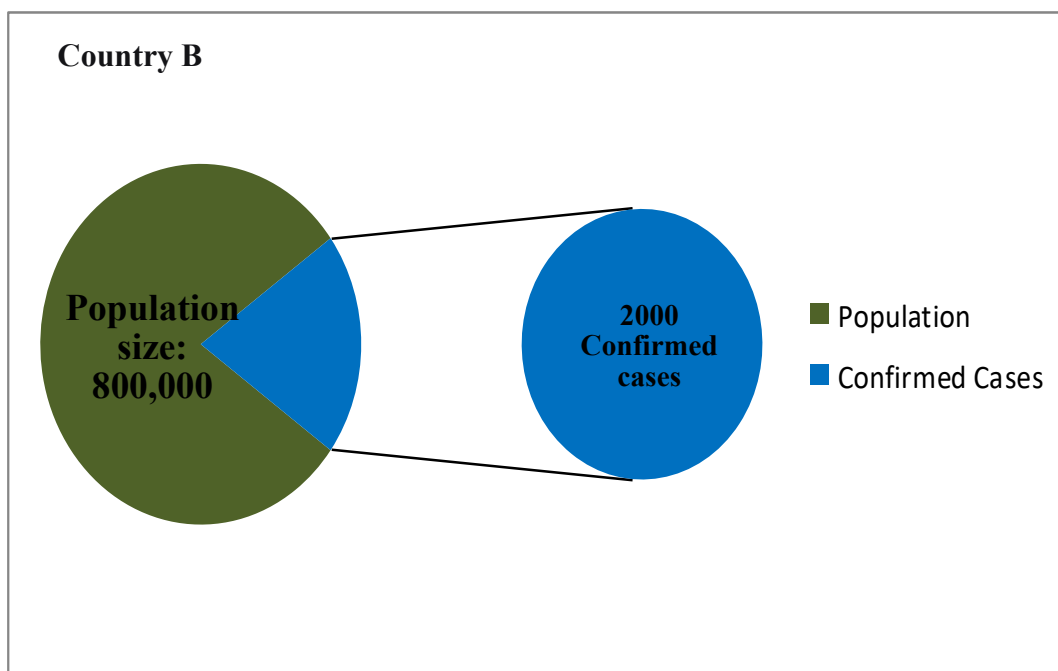
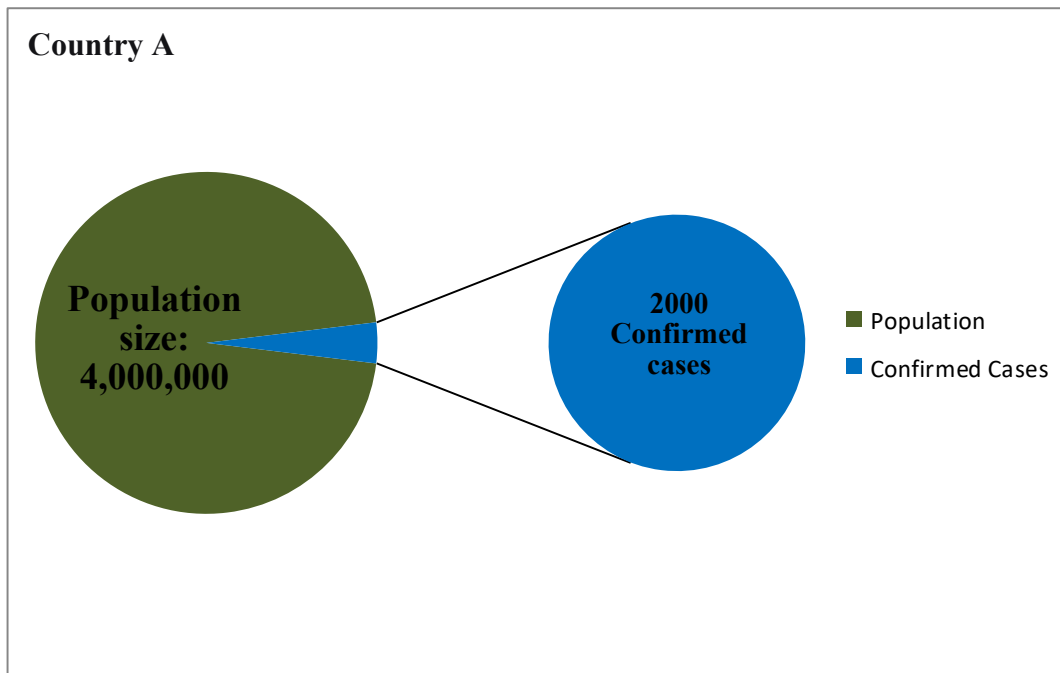
Key Term/Issue	Explanation
<b>Number of Cases per 100,000 population</b>	<p>The number of cases per 100,000 population is calculated by dividing the number of cases by the total population, and then multiplying the result by a standard population size in this case 100,000.</p> $Rate = \frac{No. of Confirmed Cases}{Total Population} \times 100,000$ <p>It is useful for comparing countries/regions of varying population sizes</p> <p>For very small values/small populations these rates may be unstable.</p>

## Special Topic Bulletin - COVID 19

### ILLUSTRATION OF CONFIRMED CASES PER 100,000 POPULATION

While both countries A and B, in the illustration have 2000 Confirmed Cases – the impact in Country A with a population of 4,000,000 is much smaller than the impact in Country B with a population size of 800,000.

For Country A the impact (per 100,000 persons) is  $2000/4,000,000 \times 100,000$ , which is **50 persons**.  
For Country B the impact is  $2000/800,000 \times 100,000$  which is **250 persons, about 5 times larger**.



**KEY REGIONAL AND INTERNATIONAL LINKS ON COVID-19**

CARICOM Today:- <https://today.caricom.org/covid19/regional/>

Regional Statistics Programme (RSP): [http://statistics.caricom.org/covid19\\_bulletin.html](http://statistics.caricom.org/covid19_bulletin.html)

UN DATA HUB:- <https://covid-19-response.unstatshub.org/useful-links/international-organisations-resources/>

CARPHA (Caribbean Public Health Agency) - <https://carpha.org/What-We-Do/Public-Health/Novel-Coronavirus>

Article: Tracking the Covid-19 Pandemic in CARICOM– Statistics of a Pandemic

<https://today.caricom.org/2020/05/04/tracking-covid-19-pandemic-in-caricom/>

**Please note that this Newsletter will be on the Regional Statistics Programme's (RSP) website as well as on the UN Data Hub.**

***Produced By:***

*The Regional Statistics Programme  
Caribbean Community Secretariat  
P.O. BOX 10827, Georgetown, Guyana  
Email: [stats1@caricom.org](mailto:stats1@caricom.org)  
Website: [statistics.caricom.org](http://statistics.caricom.org)*