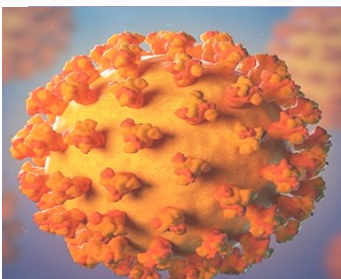


# Stats News & Views



## Special Topic Statistical Bulletin - COVID-19

Issue 35, 20 November 2020

The **Special Topic Statistical Bulletin on COVID-19 in CARICOM Countries Issue 35**, provides an update of the trajectory of the COVID-19 in the CARICOM Region up to **20 November 2020**. The Bulletin provides information on the pattern of the disease of the total number of confirmed cases, new cases and deaths for each country and the total for CARICOM. The data are preliminary and will be adjusted as more reliable data are made available.

The total number of confirmed cases for CARICOM countries as at 20 November crossed the 50,000 threshold, standing at **50,587**. The total number of deaths was **1198**, recovered cases, **38,271** and active cases, **10,988**. If deaths *all causes* are counted for The Bahamas and Jamaica, then the total number of deaths stood at **1258** deaths.

The number of new cases for the period **14-20 November** stood at **1726**, a decrease of **155** from **7-13 November** (*1881 new cases adjusted*). The countries that contributed significantly to the total number of new cases were: **Jamaica, 460 (27 percent)**; **Belize, 341 (20 percent)**; **Guyana, 281 (16 percent)**; **Trinidad and Tobago, 281 (16 percent)** and **The Bahamas, 209 (12 percent)**.

**Jamaica** had the highest number of confirmed cases with **10,240** followed by **Haiti** with **9214** (3-day reporting lag). **The Bahamas** followed with **7395**; **Trinidad and Tobago, 6261**; **Suriname, 5289**; **Belize, 5056** and **Guyana, 5005**. The number of cases for **Saint Lucia** stood at **203** (1-day lag). Adjusting the number of confirmed cases for population size, the top five countries for rates per 100,000 population were: **The Bahamas, 1939.32**; **Turks and Caicos Islands, 1791.77 (740 confirmed cases)**; **Belize, 1270.19**; **Suriname, 907.20** and **Guyana, 675.44**.

**Jamaica** was still on top in the number of deaths with **270**, if deaths under investigation are included and those due to non-COVID-19 causes are excluded and was at **298 all causes**. **Haiti** was at **232 deaths**. **The Bahamas, 185** (including under investigation and excluding non-COVID-19 causes) and **217 deaths all causes**. **Guyana** follows with **143**, **Suriname 116 deaths**, **Trinidad and Tobago, 113** and **Belize** stood at **107 deaths**.

### Situation at a Glance



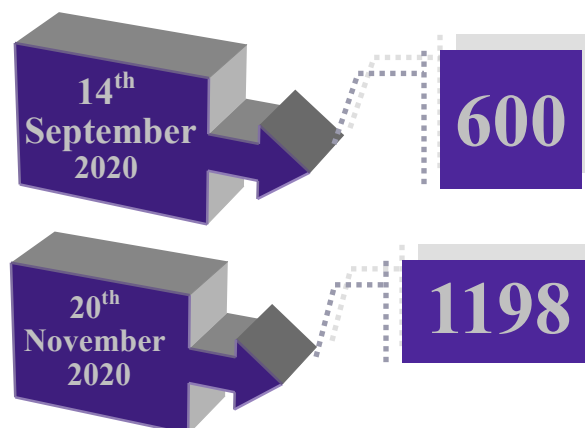
SEPTEMBER 2020						
Sun	Mon.	Tues.	Wed.	Thur.	Fri.	Sat.
7 <sup>th</sup> 25,115	.....	.....	.....	.....	.....	.....
NOVEMBER 2020						
15 <sup>th</sup> 49,443	16 <sup>th</sup> 49,650	17 <sup>th</sup> 49,836	18 <sup>th</sup> 50,057	19 <sup>th</sup> 50,346	Friday, 20 <sup>th</sup> 50,587	

Doubling Rate—2.01

Total number of confirmed cases increased by **25,472** over 74 days



Total number of deaths increased by **598** in **67 days** at a rate of 2.00



## Special Topic Bulletin - COVID 19

TABLE 1: SUMMARY ALL COUNTRIES -NUMBER OF CONFIRMED CASES, NEW CASES AND DEATHS - 10 OCTOBER – 20 NOVEMBER 2020

Date	No. of Confirmed Cases	No. of New Cases	No. of Deaths
10-Oct	39274	385	871
11-Oct	39619	345	883
12-Oct	39913	294	889
13-Oct	40134	221	898
14-Oct	40515	381	915
15-Oct	40861	346	923
16-Oct	41216	355	934
17-Oct	41565	349	945
18-Oct	41774	209	950
19-Oct	42057	283	965
20-Oct	42399	342	964
21-Oct	42819	420	977
22-Oct	43164	345	986
23-Oct	43469	305	993
24-Oct	43715	246	997
25-Oct	43908	193	1007
26-Oct	44084	176	1023
27-Oct	44330	246	1028
28-Oct	44530	200	1041
29-Oct	44851	321	1054
30-Oct	45182	331	1062
31-Oct	45311	129	1068
01-Nov	45674	363	1076
02-Nov	45843	169	1083
03-Nov	46181	338	1087
04-Nov	46494	313	1098
05-Nov	46752	258	1105
06-Nov	46980	228	1109
07-Nov	47186	206	1116
08-Nov	47413	227	1121
09-Nov	47549	136	1125
10-Nov	47855	306	1131
11-Nov	48223	368	1136
12-Nov	48528	305	1142
13-Nov	48861	333	1155
14-Nov	49253	392	1161
15-Nov	49443	190	1165
16-Nov	49650	207	1172
17-Nov	49836	186	1177
18-Nov	50057	221	1187
19-Nov	50346	289	1192
20-Nov	50587	241	1198

**Note:** The Number of Confirmed Cases and the Number of Deaths are **cumulative values** while the Number of New Cases is not cumulative and reflects the **daily** number of cases. Please see Issue 10 for the explanation on how the cumulative values are derived. Please check previous Issues for the data for earlier dates.

## Special Topic Bulletin - COVID 19

**TABLE 1A: SUMMARY OF SELECTED VARIABLES BY COUNTRY AS AT 20 NOVEMBER 2020**

Country	Confirmed Cases	New Cases	Deaths	Recoveries	Active Cases	Tests Conducted
<b>Total Member States</b>	<b>49,284</b>	<b>1,690</b>	<b>1,180</b>	<b>37,053</b>	<b>10,922</b>	<b>377,458</b>
Antigua and Barbuda	139	6	4	129	6	4386
The Bahamas	7395	209	185	5628	1550	41588
Barbados	253	4	7	241	5	43788
Belize	5056	341	107	2760	2189	28082
Dominica	72	4	0	55	17	5237
Grenada	41	9	0	30	11	1126
Guyana	5005	281	143	3984	878	26580
Haiti	9214	25	232	7854	1128	34886
Jamaica	10240	460	270	5481	4381	108576
Montserrat	13	0	1	11	0	620
Saint Lucia	203	43	2	60	141	14141
St Kitts and Nevis	19	0	0	19	0	3563
St Vincent and the Grenadines	84	6	0	78	6	8705
Suriname	5289	21	116	5164	21	20701
Trinidad and Tobago	6261	281	113	5559	589	35479
<b>Total Associate Members</b>	<b>1,303</b>	<b>36</b>	<b>18</b>	<b>1,218</b>	<b>66</b>	<b>163,774</b>
Anguilla	3	0	0	3	0	662
Bermuda	227	5	9	200	18	100048
British Virgin Islands	72	0	1	70	1	6100
Cayman Islands	261	7	2	245	14	50820
Turks and Caicos Islands	740	24	6	700	33	6144
<b>Total CARICOM</b>	<b>50,587</b>	<b>1,726</b>	<b>1,198</b>	<b>38,271</b>	<b>10,988</b>	<b>541,232</b>

**Notes:**

1. New Cases are for the period **14-20 November 2020**.
2. Data for some countries for the number of tests conducted are often not continuously updated and should be used with caution.
3. For The Bahamas, the number of deaths in Table 1A includes **22 deaths** that are under investigation and excludes **32 deaths** that are classified as due to non-COVID-19 causes. The total number of deaths of COVID-19 patients all causes is **217**.
4. For Jamaica, the number of deaths in the Table 1A includes **33 deaths** that are under investigation and excludes **28 deaths** that are classified as due to non-COVID-19 causes. The total number of deaths of COVID-19 patients all causes is **298**.
5. If all deaths of COVID-19 positive persons are counted for The Bahamas and Jamaica then the total number deaths of COVID-19 positive persons all causes in CARICOM is **1258**.
6. There is a lag of **3 days** in the data for **Haiti** and **1 day** for **Saint Lucia and Bermuda**.

TABLE 2: CONFIRMED CASES PER 100,000 POPULATION

COUNTRY	CONFIRMED CASES	RATES PER 100,000
<b>Total Member States</b>	<b>49,284</b>	<b>266.36</b>
Antigua and Barbuda	139	146.29
Bahamas	7395	1939.32
Barbados	253	92.12
Belize	5056	1270.19
Dominica	72	100.00
Grenada	41	36.78
Guyana	5005	675.44
Haiti	9214	80.74
Jamaica	10240	375.43
Montserrat	13	260.00
Saint Lucia	203	113.41
St Kitts and Nevis	19	35.85
St Vincent and the Grenadines	84	75.68
Suriname	5289	907.20
Trinidad and Tobago	6261	460.64
<b>Total Associate Members</b>	<b>1,303</b>	<b>605.38</b>
Anguilla	3	20.00
Bermuda	227	354.84
British Virgin Islands	72	246.99
Cayman Islands	261	396.58
Turks and Caicos Islands	740	1791.77
<b>Total CARICOM</b>	<b>50,587</b>	<b>270.26</b>

TABLE 3: EXPLANATIONS

Key Term/Issues	Explanation
<b>Data on Testing</b>	<p>Testing for the occurrence of COVID-19 provides an understanding of the pandemic. It tells us how the virus is spreading. Testing should be able to tell us about the total number of cases or persons infected. However given the availability or lack thereof of equipment for testing and the establishment of protocols in many countries that invariably implies that persons should fulfil stated criteria to qualify to be tested, it is likely that the total number of cases are unknown.</p> <p>This data set on testing has increasingly become available for most CARICOM countries with some countries consistently reporting this information. A possible difference in the data is that the tests are performed in different testing laboratories across countries. In some cases testing is done for countries or validated by the Caribbean Public Health Agency (CARPHA) while in other cases they are conducted at national laboratories. Another difference is that tests may include repeated testing for confirmed cases to determine whether these persons have recovered. It is also possible that different types of tests are being reported.</p> <p>Why is data on testing needed?</p> <p>The simple answer is that without data on tests conducted on the COVID-19 we cannot possibly understand how the pandemic is progressing, and which contacts to trace and to quarantine.</p>
<b>Projections</b>	<p>The projections in this and previous Issues largely rely on using observed doubling rates, the rates of change of the latest period of data (prior to the estimation) or using fitted trend lines. No sophisticated modelling has been utilised.</p> <p>For example in the case of Chart 2, a linear projection is undertaken and the equation of that straight line is given as follows:</p> $y = -103.42 + 25.045 x$ <p>Where y represents the number of confirmed cases and x the number of time periods from the commencement of the first case.</p> <p>Simply put, it is possible to use this equation to obtain predicted values. Assuming that it is necessary to calculate the number of predicted cases on the 29<sup>th</sup> April as per the linear trend, the number of time periods (x- value) from the 10 March is roughly 50 so the predicted value works out as follows:</p> $y_p = -103.42 + 25.045 \times 50 = 1252.25 - 103.42 = 1148.83.$ <p>The actual value for this same period is 1178 confirmed cases.</p>

TABLE 3: EXPLANATIONS

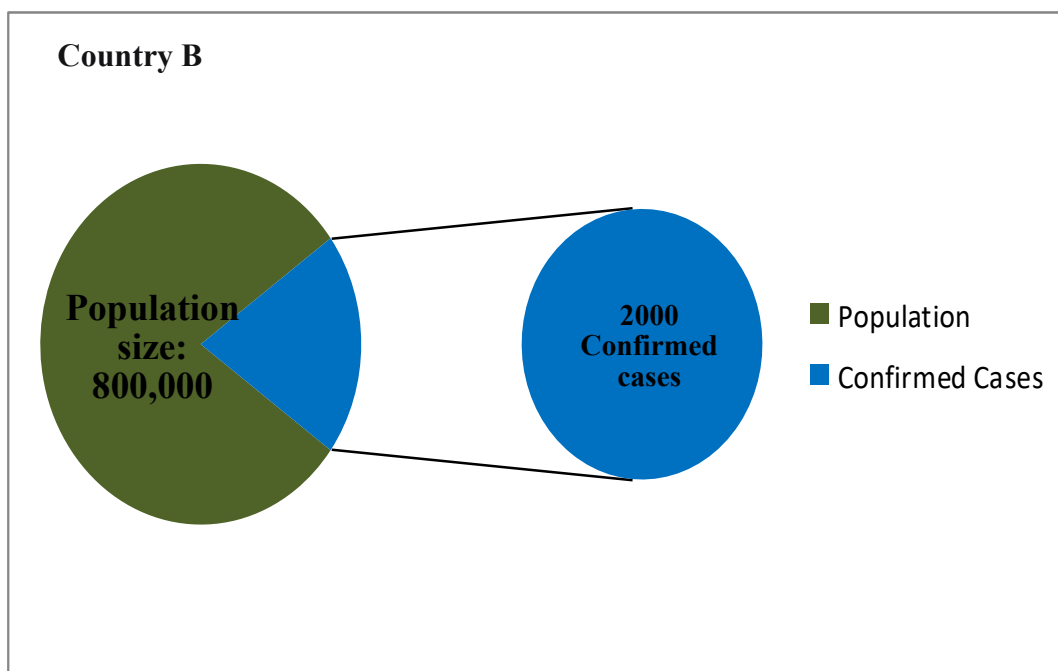
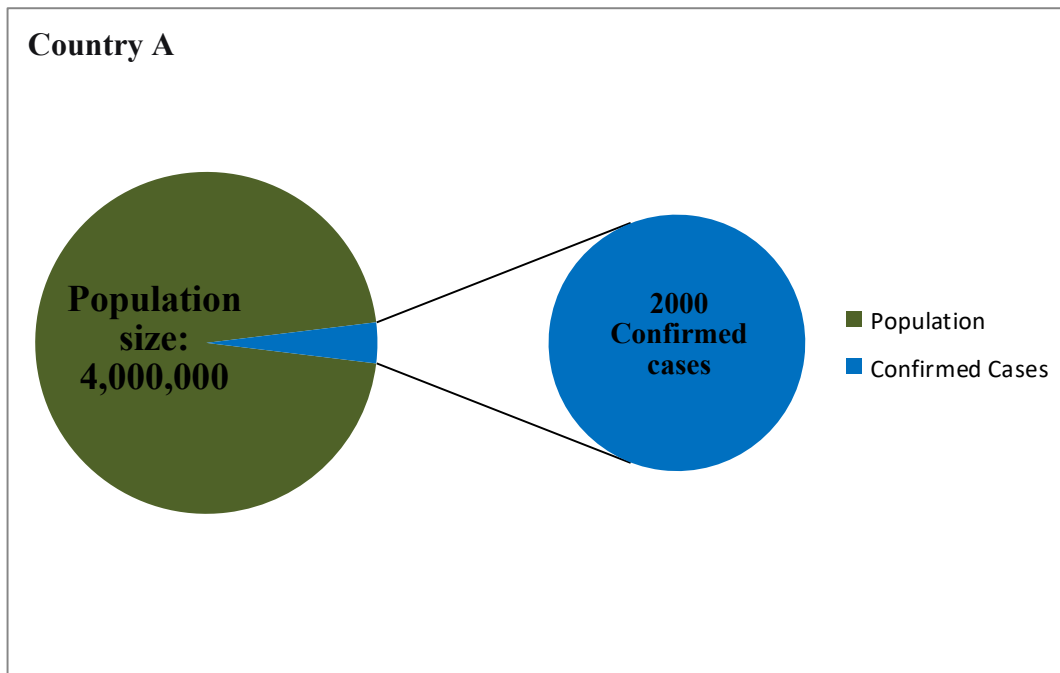
Key Term/Issue	Explanation
<b>Number of Cases per 100,000 population</b>	<p>The number of cases per 100,000 population is calculated by dividing the number of cases by the total population, and then multiplying the result by a standard population size in this case 100,000.</p> $Rate = \frac{No. of Confirmed Cases}{Total Population} \times 100,000$ <p>It is useful for comparing countries/regions of varying population sizes</p> <p>For very small values/small populations these rates may be unstable.</p>

## Special Topic Bulletin - COVID 19

### ILLUSTRATION OF CONFIRMED CASES PER 100,000 POPULATION

While both countries A and B, in the illustration have 2000 Confirmed Cases – the impact in Country A with a population of 4,000,000 is much smaller than the impact in Country B with a population size of 800,000.

For Country A the impact (per 100,000 persons) is  $2000/4,000,000 \times 100,000$ , which is **50 persons**.  
For Country B the impact is  $2000/800,000 \times 100,000$  which is **250 persons, about 5 times larger**.



**KEY REGIONAL AND INTERNATIONAL LINKS ON COVID-19**

CARICOM Today:- <https://today.caricom.org/covid19/regional/>

Regional Statistics Programme (RSP): [http://statistics.caricom.org/covid19\\_bulletin.html](http://statistics.caricom.org/covid19_bulletin.html)

UN DATA HUB:- <https://covid-19-response.unstatshub.org/useful-links/international-organisations-resources/>

CARPHA (Caribbean Public Health Agency) - <https://carpha.org/What-We-Do/Public-Health/Novel-Coronavirus>

Article: Tracking the Covid-19 Pandemic in CARICOM– Statistics of a Pandemic

<https://today.caricom.org/2020/05/04/tracking-covid-19-pandemic-in-caricom/>

**Please note that this Newsletter will be on the Regional Statistics Programme's (RSP) website as well as on the UN Data Hub.**

***Produced By:***

*The Regional Statistics Programme  
Caribbean Community Secretariat  
P.O. BOX 10827, Georgetown, Guyana  
Email: [stats1@caricom.org](mailto:stats1@caricom.org)  
Website: [statistics.caricom.org](http://statistics.caricom.org)*