

WOMEN AND MEN


IN CARICOM MEMBER STATES

LABOUR FORCE STATISTICS

METHODOLOGICAL GUIDE

VOLUME 11

1980 - 2002



CARIBBEAN COMMUNITY (CARICOM) SECRETARIAT
GEORGETOWN GUYANA

WOMEN AND MEN IN CARICOM MEMBER STATES

LABOUR FORCE STATISTICS
METHODOLOGICAL GUIDE

Volume II

1980 - 2002

PREPARED AND COMPILED BY

*STATISTICS SUB-PROGRAMME
INFORMATION AND COMMUNICATION PROGRAMME
CARIBBEAN COMMUNITY (CARICOM) SECRETARIAT
Turkeyen
Greater Georgetown,
GUYANA
P O BOX 10827*

February 2006

Web Page - <http://www.caricom.org>
- <http://www.caricomstats.org>
Email stats1@caricom.org

ISBN - 13: 978-976-600-180-3 (pbk)
ISBN - 10: 976-600-180-4 (pbk)

Copyright © CARICOM Secretariat, 2006
All rights reserved.

PREFACE

The publication, *Women and Men in CARICOM Member States, Labour Force Statistics, Methodological Guide Volume 11 - 1980-2002*, is a companion guide to the publication, *Women and Men in CARICOM Member States, Labour Force Statistics Volume 1 - Data series for 1980, 1990 and 2000 Round of Censuses*, published by the Statistics Sub-Programme of the CARICOM Secretariat. It provides comprehensive documentation of concepts and definitions, sources of data, coverage and other information used by Member States in the collection and compilation of statistics on the labour force. The actual statistics are captured in Volume 1 and covers a 20-year span: 1980, 1990 and 2000.

Volume 1 is organized under different sections: Section 1 - *Methodology for data compilation*; Section 2 - *Concepts and Definitions*; Section 3 - *Sources of Data*; Section 4 - *Data Inconsistencies Survey* and Section 5 – *References used in compiling Labour Force Statistics*. The Section, *Sources of Data*, is further categorized into three groups: A summary list of databases by Member States; A list of Sources by Key Indicators and a detailed list of reference periods used. Under the *Data Inconsistencies*, the data discrepancies arising out of using different reference periods are illustrated for the economically active population as well as its components.

Firstly the *Methodological Guide* can assist users to develop an understanding of labour market information and in assessing the degree of reliability of these statistics, leading to more accurate use in policy making, research and other similar activities.

Secondly by documenting the methodologies in use across Member States, it is possible to gauge the degree of comparability of the statistics on the Labour Force and therefore the fundamental issues required to be addressed to achieve more harmonized statistics in this area. It is unlikely in the short term that Member States would have completely harmonized statistics, but this document will assist in advancing the process of harmonization. Evidently harmonization is a pre-requisite to facilitate comparability particularly in the context of the establishment of the

Thirdly the presentation of the concepts, sources and methods could assist in the identification of limitations of the data that affect data quality.

At the international level users of the labour force statistics, can access the international concepts, definitions and sources produced by the International Labour Organization (I.L.O.) through websites <http://www.ilo.org> and <http://www.iloT&T.org>

ACKNOWLEDGEMENTS

The CARICOM Secretariat thanks the National Statistics Offices of all Member States for supplying the necessary information in the compilation of the ***Women and Men in CARICOM Member States, Labour Force Statistics, Methodological Guide Volume 11 - 1980 - 2002.***

The Secretariat also thanks the staff of the Statistics Sub-Programme who worked along with the Consultant attached to the unit in producing this report.

TABLE OF CONTENTS

	Page
PREFACE	iii
ACKNOWLEDGEMENTS	v
1. METHODOLOGY FOR DATA COMPILATION	1
2. CONCEPTS AND DEFINITIONS	2
3. SOURCES OF DATA.....	9
a. SUMMARY OF SOURCES OF DATA BY MEMBER STATES AND YEAR / ROUND OF CENSUSES	13
b. DETAILED LIST OF SOURCES OF DATA BY MEMBER STATES AND YEAR / ROUND OF CENSUSES	14
c. DETAILED LIST OF REFERENCE PERIODS USED BY MEMBER STATES AND YEAR / ROUND OF CENSUSES	18
4. DETAILED LIST OF INCONSISTENT DATA	22
5. REFERENCES	25

1. METHODOLOGY FOR DATA COMPILATION

1.1 SOURCES AND METHODS OF COMPILING LABOUR FORCE STATISTICS

The methodology for data compilation presented in this Volume II – “**Methodological Guide**” serves as a technical guide to the **Volume I: “*Women and Men in CARICOM Member States Labour Force Statistics Data series for 1980, 1990 and 2000 Round of Censuses*”**. The compilation of concepts and definitions and methodologies in this Methodological Guide were obtained directly from the National Statistical Offices in Member States or extracted from publications produced by these offices. The information presented was derived from the following sources: Population and Housing Censuses, Labour Force Surveys, Household Income and Expenditure Surveys and Living Conditions Surveys. A special effort was made to document all the sources, reference periods and other relevant information for the periods: 1980, 1990 and 2000.

In the compilation of data for Volume I, the priority was given in the presentation of data to the Census as the most common or available source of labour force statistics across Member States, but in some cases the Labour Force Surveys and other similar surveys were used. Primarily for this exercise, data for the three Rounds of Censuses: 1980, 1990, and 2000 were targeted. In the absence of Census data in any given year for Member States, data from the year closest to the census were used from any available source.

In the compilation of data on labour force characteristics, precedence was given, in terms of reference period, to the “*current status*” which is usually the “*past week*”, over the “*usual status*” which is the “*past 12 months*”. Preference was also given in the compilation of data, to National Reports over Regional Reports and other sources.

The most important factors affecting data comparability are the concepts and definitions used and the data sources. Labour force statistics obtained from Population Censuses are often based on a restricted number of questions on economic characteristics of individuals and with a minimal of probing.

2. CONCEPTS AND DEFINITIONS

The following concepts and definitions were used in the Censuses carried out by the National Statistical Offices of the CARICOM Member States.

1. Working Population

All persons over a specified age, who had a job at sometime during the twelve-month period preceding the Census.

2. Population

(a) *de facto* approach: in this approach, persons eligible to be counted are all persons in the country at a particular point in time or reference period which is normally on Census Night (midnight) and who were associated with the household or institution in which they passed Census Night regardless of their usual place of residence;

(b) *de jure* approach: in this approach, persons who are *usual* residents of the country are eligible to be counted whether they happen to be in the country or not on Census Night. Visitors to the country whose normal place of residence is not in the country are excluded. Within the country, persons are counted at their place of normal residence and not at the place where they happen to be at Census Night.

See our report “*Women and Men in CARICOM Member States 1980, 1990 and 2000 Rounds of Population Census*” as to which countries used the *de jure* or *de facto* approach and for other information related to population statistics.

3. The Labour Force

The Labour Force or economically active population comprises all persons above a *specified age* who during a *stated reference period*, either had jobs (the **employed**), or if they did not have jobs, were willing and able to work (the **unemployed**).

In determining the economically active population, all the Member states used **15 years and over** as the age cut-off point except for Jamaica, which used **14 years and over**. The reference periods used also varied across the Region, as some countries used persons who worked during the *week* before the census/survey (current status) while other countries used current status as well as the *12-month* period preceding the census/survey (usual status). Suriname used *past three months* as the reference period for economic activity. In the case of the unemployed, an extended reference period is also used in some Member States (eg. The Bahamas: last four weeks; Suriname: past 3 months).

4. Unemployed Persons

Unemployed persons, who have worked before, are classified according to the *last job held*. In the tables in this report, therefore, the labour force characteristics of the unemployed do not necessarily relate to the types of employment that they are seeking. For example, unemployed persons classified as unpaid workers indicate that these persons were unpaid workers in the last job they held. The **Unemployed** persons were:

- (i) **persons who at the time of enumeration had never worked before and were actively seeking work during the reference week.**
- (ii) **persons who had previously worked, but who at the time of enumeration were not working, but were actively seeking work during the reference period.**

N.B. Data for Belize for the 2000 Census appear to differ significantly from previous Censuses and also does not follow the trend in the Labour Force Survey for the years close to the 2000 Round of Censuses.

5. **Employed Persons**

The **Employed** persons were:

- (i) **person who had jobs and were at work during the reference week**
- (ii) **persons who had jobs but were absent from work during reference week due to illness, vacation etc.**

6. **Persons Employed by Status in Employment**

Type of Worker

The status in employment or type of worker refers to the following categories of the economically active persons.

- (i) **Employer (has own business /farm with paid help)**
A person, who operates his or her own economic enterprise or engages independently in a profession or trade, and hires one or more employees.
- (ii) **Paid Employee**
An employee is defined as a person who works for a public or private employers and receives remuneration in wages, salary, commission, tips, piece rates or payment in kind.
- (iii) **Own Account Worker (has own business / farm without paid help)**
A person who operates his or her own economic enterprise or engages independently in a profession or trade, and hires no employees (paid help), but may however be assisted by unpaid workers.
- (iv) **Unpaid Family Worker**
A person who works in a business or farm which is run for profit , belonging to a relative or other persons and who receives no payment in cash, but who benefits from the operation of the business or farm, because s(he) is a member of the proprietor's household.
- (v) **Learner/Apprentice**
A person who is being taught a trade or profession without receipt of any remuneration but contributes to the production of economic goods and/or services.
(Barbados, Jamaica and Trinidad & Tobago used this category)

7. Persons Unemployed by Status (past 12 months)

Type of Worker

(i) Did no Work

Refers to persons who never worked or had a job but were either seeking work or wanted work and were available during the twelve months preceding the Census.

8. Economically Inactive Population

(ii) Student

These are persons attending primary / secondary school full time. Also includes the university students who were still attending full time.

(iii) Home Duties

These are persons constituting principally, housewives or household member performing domestic duties.

(iv) Retired

Individuals in retirement for most of the week or year preceding the date of enumeration.

(v) Disabled

Individuals who were unable to work or incapacitated through injury or other causes.

(vi) Other

The persons who do not belong to any of the above categories.

9. Head of Household

The head of household is that person who is acknowledged as such by the other members. This is usually but not necessarily the person who bears the chief responsibility for the economic maintenance of the household.

10. Discouraged Workers

“Discouraged workers” are persons in the economically active age group without jobs who may or may not have worked before, but are able and willing to work, and are not actively seeking work because they believe they would not find work. Since these

persons were not seeking work during the four weeks preceding the date of enumeration they were not counted among the unemployed, and are therefore not a part of the labour force.

11. New Entrants

New entrants relate to persons entering the labour force for the first time. They are classified into two groups:

(i) New Entrants with jobs

Persons who worked or had a job for the first time within the past six months.

(ii) New Entrants seeking their first job

Persons who are seeking their first job within the past six months.

12. The Criterion for Employment

The one-hour criterion in the definition of employment covers all types of employment that may exist in a given country, including short -term work, casual labour, stand-by work and other types of irregular employment. It is also a necessary criterion if total employment is to correspond to aggregate production. The one-hour criterion in the definition of employment is also fundamental in defining unemployment as a situation of complete absence of work.

13. Part-time Workers

Part-time workers were determined subjectively (based on an individual's own assessment). To obtain this information employed persons were asked, "Do you work full-time or part-time?"

14. Occupation

Occupation refers to the type of work actually performed by the individuals and is classified according to the International Standard Classification of Occupations (ISCO).

15. Industry

The industry in which individuals are classified relates to the main type of economic activity carried on by the firms or business in which they are employed. Classification by industry is based on the International Standard Industrial Classification of all Economic Activities (ISIC).

16. School attendance and Economic Activity

Generally in most Member States for the 1980 Census “*students*” are defined as those individuals who were for most of the year, full-time students at school (primary/secondary) or university, but who may by the time of the Census, actually have entered the labour force. Only those persons who had completed their full time school education before the Census were included in the tabulations.

In the 1980 Census, the tabulations across most Member States, primary /secondary school students who were 15 years and over and were still attending school *full-time*, were **excluded** from the **Economically Inactive Population**. Only those attending University were included.

On the contrary, in 1990 Census, the students who were 15 years and over still attending school full-time (primary/secondary) at the time of the census were **included** in the category “**Economically Inactive Population**”. (*The university students, who were still attending university full time at the time of the census were **included** with the tables for 1990 and the 2000 Round of Censuses across all the Member States based on their economic activity.*)

In the *2000 Round of Censuses*, all Member States adopted similar concepts and definitions in line with the concepts and definitions used in the *1990 Round of Censuses*.

17. Year of Data

This report is primarily based on data obtained from the 1980, 1990 and 2000 Rounds of Population and Housing Censuses in the region.

The 1980 Round covered the period 1980-1982, which implies that each individual country would have conducted their Census in a specific year of that period or Round. The 1990 Round the period 1990-1991 was used while in the 2000 Round of Censuses all Member States with the exception of Suriname (2003) conducted their Census during the period 2000-2001.

3.1 List of data sources by Member States:

CARICOM LEVEL (SUMMARY TABLES)

The data for the summary level tables in this section (TABLES 1.1 - 1.34) were compiled from the relevant subject tables of the individual Member States.

ANTIGUA AND BARBUDA

1. 1990 -1991 Population and Housing Census Summary Report, Vol. 11 (Part 1), Department of Statistics.

THE BAHAMAS

1. 1980 Commonwealth of the Bahamas Islands. Report of the 1980 Census of Population Vol. 11.
2. 1990 - 1991 Population and Housing Census of the Commonwealth Caribbean, National Census Report
3. 1990 - 1991 Population and Housing Census of the Commonwealth Caribbean, Volume of Basic Tables
4. 2000 Population and Housing Census

BARBADOS

1. 1980 - 1981 Population and Housing Census of the Commonwealth Caribbean, Barbados Vol.2.
2. Labour Force Report 1981-86, Barbados Statistical Services
3. 1990 - 1991 Population and Housing Census of the Commonwealth Caribbean, Volume of Basic Tables
4. 2000 Population and Housing Census, Barbados Statistical Institute.
5. 2000 Labour Force Survey.

BELIZE

1. 1980 - 1981 Population and Housing Census of the Commonwealth Caribbean, Belize Vol.2.
2. 1990 - 1991 Population and Housing Census of the Commonwealth Caribbean, National Census Report.
3. 1990 - 1991 Population and Housing Census of the Commonwealth Caribbean, Volume of Basic Tables
4. 1993 Labour Force Survey - 1994, Central Statistical Office.
5. 2000 Population Census Major Findings.

DOMINICA

1. 1980 - 1981 Population and Housing Census of the Commonwealth Caribbean, Dominica Vol. 2
2. 1990 - 1991 Population and Housing Census of the Commonwealth Caribbean, National Census Report.
3. 1990 - 1991 Population and Housing Census of the Commonwealth Caribbean, Volume of Basic Tables
4. 1997 Labour Force Survey
5. 2001 Population and Housing Census

GRENADA

1. 1980 - 1981 Population and Housing Census of the Commonwealth Caribbean, Grenada
2. 1990 - 1991 Population and Housing Census of the Commonwealth Caribbean, Volume of Basic Tables
3. Labour Force Survey 1998, Central Statistical Office – Grenada.

GUYANA

1. 1980 - 1981 Population and Housing Census of the Commonwealth Caribbean
2. 1990 - 1991 Population and Housing Census of the Commonwealth Caribbean, National Census Report
3. 1992 Household Income and Expenditure Survey

4. 1999 Survey of Living Conditions

JAMAICA

1. Population and Housing Census 1982 & 1991
2. Labour Force Reports: 1986, 1992 and 2002

MONTSERRAT

1. 1980 - 1981 Population and Housing Census of the Commonwealth Caribbean, Montserrat Vol. 1.
2. 1990 - 1991 Population and Housing Census of the Commonwealth Caribbean, Volume of Basic Tables
3. 2001 Population and Housing Census of the Commonwealth Caribbean

ST. KITTS & NEVIS

1. 1980 - 1981 Population and Housing Census of the Commonwealth Caribbean Vol. 2, St. Kitts & Nevis
2. 1990 - 1991 Population and Housing Census of the Commonwealth Caribbean, Volume of Basic Tables
3. 2001 Population and Housing Census of the Commonwealth Caribbean

SAINT LUCIA

1. 1980 - 1981 Population and Housing Census of the Commonwealth Caribbean Vol. 2, Saint Lucia
2. 1990 - 1991 Population and Housing Census of the Commonwealth Caribbean, Volume of Basic Tables
3. Annual Statistics Digest 1992
4. 2000, National Statistical Office website (www.stats.gov.lc)

ST. VINCENT AND THE GRENADINES

1. 1980 - 1981 Population and Housing Census of the Commonwealth Caribbean Vol. 11,

2. 1990 - 1991 Population and Housing Census of the Commonwealth Caribbean, Volume of Basic Tables
3. 1990 - 1991 Population and Housing Census of the Commonwealth Caribbean, National Census Report, Vol. 11
4. 2001 Population and Housing Census of the Commonwealth Caribbean

SURINAME

1. Households in Suriname 1993-1997
2. 1998 – ILO, Caribbean Labour Statistics www.ilocarib.org

TRINIDAD AND TOBAGO

1. Population and Housing Census 1980, Volume 111 – Part 1 & 2
2. 1990 - 1991 Population and Housing Census of the Commonwealth Caribbean, Volume of Basic Tables
3. 1990 Continuous Sample Survey of the Population, Labour Force Report, 1992
4. Quarterly Labour Force Bulletin 1st Quarter 2002
5. 2001 – ILO, Caribbean Labour Statistics (www.ilocarib.org)

**TABLE 3 (a) SUMMARY OF SOURCES OF DATA BY MEMBER STATES
AND YEAR / ROUND OF CENSUSES**

Member State	Census Years			Other Years (Sample Surveys)									
	1980/81	1990/91	2000/01	1981	1984	1990/91	1992	1993	1998	1999	2000	2001	2002
Antigua and Barbuda		X											
The Bahamas	X	X	X										
Barbados	X	X	X	X ^{LFS}							X ^{LFS}		
Belize	X	X	X										
Dominica	X	X	X										
Grenada	X	X							X ^{LFS}				
Guyana	X	X					X ^{HIES}			X ^{GSLC}			
Jamaica	X ¹⁹⁸²	X			X ^{LFS}	X ^{LFS}							X ^{LFS}
Montserrat	X	X	X										
St. Kitts and Nevis	X	X	X										
Saint Lucia	X	X									X ^{LFS}		
St. Vincent and the Grenadines	X	X	X										
Suriname								X ^{HIES}	X ^{LFS}			X ^{HIES}	
Trinidad and Tobago	X	X				X ^{CSSP}						X ^{CSSP}	

Notes:

"X" indicates the year under which the data were reported for each Member State.

CSSP: Continuous Sample Survey of Population

GSLC: Survey of Living Conditions

HIES: Household Income and Expenditure Survey

LFS: Labour Force Survey

**TABLE 3 (b) DETAILED LIST OF SOURCES OF DATA BY MEMBER STATES
AND YEAR / CENSUS ROUND**

COUNTRY	Antigua and Barbuda	The Bahamas	Barbados	Belize	Dominica	Grenada	Guyana
INDICATORS							
ECONOMICALLY ACTIVE (LABOUR FORCE)							
Age Group							
1980/81	...	C	C	C	C	C	C
1990/91	C ₃	C ₁ / C ₂	C ₁	C ₂	C ₁	C ₁	L ₁ ¹⁹⁹²
Latest Year	...	C ²⁰⁰⁰	L ²⁰⁰⁰	C ²⁰⁰⁰	C ²⁰⁰¹	L ⁹⁸	L ₃ ¹⁹⁹⁹
TOTAL LABOUR FORCE							
Occupational Group							
1980/81	L ⁸¹	C	C	C	C
1990/91
Latest Year	...	C ²⁰⁰⁰	L ⁹⁷	L ⁹⁸	...
Industrial Group							
1980/81	L ⁸¹	C	C	C	C
1990/91
Latest Year	...	C ²⁰⁰⁰	L ⁹⁷	L ⁹⁸	...
Type of Worker							
1980/81	C	C	C	C	C
1990/91
Latest Year
Educational Attainment							
1980/81	L ⁸¹	C	C	C	C
1990/91	...	C ₂	...	L ⁹³
Latest Year	...	C ²⁰⁰⁰	L ⁹⁷	L ⁹⁸	...
ECONOMICALLY INACTIVE							
Age Group							
1980/81	...	C	C	C	C	C	C
1990/91	C ₃	C ₂	C ₁	C ₂	C ₁	C ₁	L ₁ ¹⁹⁹²
Latest Year	...	C ²⁰⁰⁰	L ²⁰⁰⁰	C ²⁰⁰⁰	C ²⁰⁰¹	L ⁹⁸	...
INACTIVITY STATUS							
1980/81	...	C	C	C	C	C	C
1990/91	C ₃	C ₁ / C ₂	C ₁	C ₂	C ₁	C ₁	L ₁ ¹⁹⁹²
Latest Year	...	C ²⁰⁰⁰	L ²⁰⁰⁰	C ²⁰⁰⁰	C ²⁰⁰¹

Notes:

C : Census C₁ : Volumes of Basic Tables C₂ : National Census Report C₃ : Census Summary Report L : Labour Force Report
L₁ : Household Income and Expenditure Survey L₂ : Continuous Sample Survey of Population L₃ : Survey of Living Conditions

**TABLE 3 (b) contd. DETAILED LIST OF SOURCES OF DATA BY MEMBER STATES
AND YEAR / CENSUS ROUND**

Jamaica	Montserrat	St. Kitts and Nevis	Saint Lucia	St. Vincent and the Grenadines	Suriname	Trinidad and Tobago	COUNTRY
							INDICATORS
							ECONOMICALLY ACTIVE (LABOUR FORCE)
							Age Group
L ⁸⁴ / C ⁸²	C	C	C	C	...	C	1980/81
L ⁹¹ / C ⁹¹	C ₁	C ₁	C ₂ / L ⁹²	C ₂	L ₁ ¹⁹⁹³	L ₂	1990/91
L ²⁰⁰²	C ²⁰⁰¹	C ²⁰⁰¹	L ²⁰⁰⁰	C ²⁰⁰¹	L ⁹⁸	L ₂ ²⁰⁰¹	Latest Year
							TOTAL LABOUR FORCE
							Occupational Group
L ⁸⁴ / C ⁸²	C	C	C	C	...	C	1980/81
L ⁹¹ / C ⁹¹	C ₂	...	L ₂	1990/91
L ²⁰⁰²	L ²⁰⁰⁰	L ₂ ²⁰⁰¹	Latest Year
							Industrial Group
L ⁸⁴ / C ⁸²	C	C	C	C	...	C	1980/81
L ⁹¹ / C ⁹¹	C ₂	...	L ₂	1990/91
L ²⁰⁰²	...	C	L ₂ ²⁰⁰¹	Latest Year
							Type of Worker
...	C	C	C	C	1980/81
...	L ₂	1990/91
...	Latest Year
							Educational Attainment
...	C	C	C	C	...	C	1980/81
...	C ₂	...	L ₂	1990/91
...	...	C ²⁰⁰¹	L ⁹⁷	L ₂ ²⁰⁰¹	Latest Year
							ECONOMICALLY INACTIVE
							Age Group
L ⁸⁴	C	C	C	C	...	C	1980/81
L ⁹¹	C ₁	C ₁	C ₁	C ₂	L ₁ ¹⁹⁹³	L ₂	1990/91
...	C ²⁰⁰¹	C	...	C ²⁰⁰¹	...	L ₂ ²⁰⁰¹	Latest Year
							INACTIVITY STATUS
L ⁸⁴	C	C	C	C	...	C	1980/81
L ⁹¹	C ₁	C ₁	C ₁	C ₂	L ₁ ¹⁹⁹³	L ₂	1990/91
L ²⁰⁰²	C ²⁰⁰¹	C	Latest Year

**TABLE 3 (b) contd. DETAILED LIST OF SOURCES OF DATA BY MEMBER STATES
AND YEAR / CENSUS ROUND**

COUNTRY	Antigua and Barbuda	The Bahamas	Barbados	Belize	Dominica	Grenada	Guyana
INDICATORS							
EMPLOYED LABOUR FORCE							
Age Group							
1980/81	...	C	C	C	C	C	C
1990/91	C ₃	C ₁	C ₁	C ₂	C ₂	C ₁	L ₁ ¹⁹⁹²
Latest Year	...	C ²⁰⁰⁰	L ²⁰⁰⁰	C ²⁰⁰⁰	C ²⁰⁰¹	L ⁹⁸	...
Occupational Group							
1980/81	...	C	L ⁸¹	C	C	C	C
1990/91	C ₃	C ₂	C ₁	C ₂	C ₂	C ₁	L ₁ ¹⁹⁹²
Latest Year	...	C ²⁰⁰⁰	C ²⁰⁰⁰	C ²⁰⁰⁰	C ²⁰⁰¹	L ⁹⁸	L ₃ ¹⁹⁹⁹
Industrial Group							
1980/81	...	C	L ⁸¹	C	C	C	C
1990/91	C ₃	C ₂	C ₁	C ₂	C ₂	C ₁	L ₁ ¹⁹⁹²
Latest Year	...	C ²⁰⁰⁰	C ²⁰⁰⁰	C ²⁰⁰⁰	C ²⁰⁰¹	L ⁹⁸	...
Type of Worker							
1980/81	...	C	...	C	C	C	C
1990/91	C ₃	C ₂	C ₁	C ₁	C ₁	C ₁	C ₂
Latest Year	...	C ²⁰⁰⁰	C ²⁰⁰⁰	C ²⁰⁰⁰	C ²⁰⁰¹
Educational Attainment							
1980/81	L ⁸¹	C	C	C	C
1990/91	...	C ₂	...	L ⁹³	...	C ₁	L ₁ ¹⁹⁹²
Latest Year	...	C ²⁰⁰⁰	...	C ²⁰⁰⁰	L ⁹⁷	L ⁹⁸	...
UNEMPLOYED LABOUR FORCE							
Age Group							
1980/81	...	C ₂	C	C	C	C	C
1990/91	C ₃	C ₁	C ₁	C ₂	C ₂	C ₁	L ₁ ¹⁹⁹²
Latest Year	...	C ²⁰⁰⁰	L ²⁰⁰⁰	C ²⁰⁰⁰	C ²⁰⁰¹	L ⁹⁸	...
Occupational Group							
1980/81	L ⁸¹	C	C	C	C
1990/91
Latest Year	...	C ²⁰⁰⁰	L ⁹⁷	L ⁹⁸	...
Industrial Group							
1980/81	L ⁸¹	C	C	C	C
1990/91
Latest Year	...	C ²⁰⁰⁰	L ⁹⁷	L ⁹⁸	...
Type of Worker							
1980/81	C	C	C	C
1990/91
Latest Year
Educational Attainment							
1980/81	L ⁸¹	C	C	C	C
1990/91	...	C ₂	...	L ⁹³
Latest Year	...	C ²⁰⁰⁰	L ⁹⁷	L ⁹⁸	...

Notes:

C : Census C₁ : Volumes of Basic Tables C₂: National Census Report C₃ : Census Summary Report L : Labour Force Report
L₁: Household Income and Expenditure Survey L₂ : Continuous Sample Survey of Population L₃ : Survey of Living Conditions

**TABLE 3 (b) contd. DETAILED LIST OF SOURCES OF DATA BY MEMBER STATES
AND YEAR / CENSUS ROUND**

Jamaica	Montserrat	St. Kitts and Nevis	Saint Lucia	St. Vincent and the Grenadines	Suriname	Trinidad and Tobago	COUNTRY
INDICATORS							
EMPLOYED LABOUR FORCE							
Age Group							
L ⁸⁴ / C ⁸²	C	C	C	C	...	C	1980/81
L ⁹¹ / C ⁹¹	C ₁	C ₁	C ₁	C ₁	L ₁ ¹⁹⁹³	L ₂	1990/91
L ²⁰⁰²	C ²⁰⁰¹	C	L ²⁰⁰⁰	C ²⁰⁰¹	L ⁹⁸	L ₂ ²⁰⁰¹	Latest Year
Occupational Group							
L ⁸⁴ / C ⁸²	C	C	C	C	...	C	1980/81
L ⁹¹ / C ⁹¹	C ₁	C ₁	C ₁	C ₂	L ₁ ¹⁹⁹³	L ₂	1990/91
L ²⁰⁰²	...	C	L ²⁰⁰⁰	C ²⁰⁰¹	L ⁹⁸	L ₂ ²⁰⁰¹	Latest Year
Industrial Group							
L ⁸⁴ / C ⁸²	C	C	C	C	...	C	1980/81
L ⁹¹ / C ⁹¹	C ₁	C ₁	C ₁	C ₂	L ₁ ¹⁹⁹³	L ₂	1990/91
L ²⁰⁰²	...	C	L ²⁰⁰⁰	C ²⁰⁰¹	L ⁹⁸	L ₂ ²⁰⁰¹	Latest Year
Type of Worker							
L ⁸⁴	C	C	C	C	...	C	1980/81
L ⁹¹	C ₁	C ₁	C ₁	C ₂	L ₁ ¹⁹⁹³	L ₂	1990/91
L ²⁰⁰²	...	C	L ⁹⁸	L ₂ ²⁰⁰¹	Latest Year
Educational Attainment							
...	C	C	C	C	...	C	1980/81
...	C ₂	...	L ₂	1990/91
...	...	C	...	C ²⁰⁰¹	L ⁹⁷	L ₂ ²⁰⁰¹	Latest Year
UNEMPLOYED LABOUR FORCE							
Age Group							
L ⁸⁴ / C ⁸²	C	C	C	C	...	C	1980/81
L ⁹¹ / C ⁹¹	C ₁	C ₁	C ₁	C ₁	L ₁ ¹⁹⁹³	L ₂	1990/91
L ²⁰⁰²	C ²⁰⁰¹	C	L ²⁰⁰⁰	C ²⁰⁰¹	L ⁹⁸	L ₂ ²⁰⁰¹	Latest Year
Occupational Group							
L ⁸⁴	C	C	C	C	...	C	1980/81
L ⁹¹	C ₂	...	L ₂ ⁹²	1990/91
L ²⁰⁰²	L ²⁰⁰⁰	L ₂ ²⁰⁰¹	Latest Year
Industrial Group							
L ⁸⁴	C	C	C	C	...	C	1980/81
L	C ₂	...	L ₂ ⁹²	1990/91
L ²⁰⁰²	...	C ²⁰⁰¹	L ₂ ²⁰⁰¹	Latest Year
Type of Worker							
...	C	C	C	C	1980/81
...	L ₂ ⁹²	1990/91
...	Latest Year
Educational Attainment							
...	C	C	C	C	...	C	1980/81
...	C ₂	...	L ₂ ⁹²	1990/91
...	...	C ²⁰⁰¹	L ₂ ²⁰⁰¹	Latest Year

**TABLE 3 (c) DETAILED LIST OF REFERENCE PERIOD USED BY MEMBER STATES
AND YEAR / CENSUS ROUND**

COUNTRY	Antigua and Barbuda	The Bahamas	Barbados	Belize	Dominica	Grenada	Guyana
INDICATORS							
ECONOMICALLY ACTIVE (LABOUR FORCE)							
Age Group							
1980/81	...	1W	1W	1W	1W	1W	1W
1990/91	1W	1W	12M	1W	1W	1W	1W
Latest Year	...	1W	1W	1W	1W	1W	1W
TOTAL LABOUR FORCE							
Occupational Group							
1980/81	1W	12M	12M	12M	12M
1990/91
Latest Year	...	1W	1W	1W	...
Industrial Group							
1980/81	1W	12M	12M	12M	12M
1990/91
Latest Year	...	1W	1W	1W	...
Type of Worker							
1980/81	12M	12M	12M	12M	12M
1990/91
Latest Year
Educational Attainment							
1980/81	1W	12M	12M	12M	12M
1990/91	...	1W	...	1W
Latest Year	...	1W	1W	1W	...
ECONOMICALLY INACTIVE							
Age Group							
1980/81	...	1W	1W	1W	1W	1W	1W
1990/91	1W	1W	12M	1W	1W	1W	1W
Latest Year	...	1W	1W	...	1W	1W	...
INACTIVITY STATUS							
1980/81	...	1W	1W	1W	1W	1W	1W
1990/91	1W	1W	12M	1W	1W	1W	1W
Latest Year	...	1W	1W	1W	1W	1W	...

Notes:

1W : "Past Week", 12M : Past 12 months, 3M : Past 3 months

**TABLE 3 (c) contd. DETAILED LIST OF REFERENCE PERIOD USED BY MEMBER STATES
AND YEAR / CENSUS ROUND**

Jamaica	Montserrat	St. Kitts and Nevis	Saint Lucia	St. Vincent and the Grenadines	Suriname	Trinidad and Tobago	COUNTRY
							INDICATORS
							ECONOMICALLY ACTIVE (LABOUR FORCE)
							Age Group
1W	1W	1W	1W	1W	...	1W	1980/81
1W	1W	1W	1W	1W	3M	1W	1990/91
1W	1W	1W	1W	1W	3M	1W	Latest Year
							TOTAL LABOUR FORCE
							Occupational Group
1W	12M	12M	12M	12M	...	1W	1980/81
1W	1W	...	1W	1990/91
1W	1W	1W	Latest Year
							Industrial Group
1W	12M	12M	12M	12M	...	1W	1980/81
1W	1W	...	1W	1990/91
1W	...	1W	1W	Latest Year
							Type of Worker
...	12M	12M	12M	12M	1980/81
...	1W	1990/91
...	Latest Year
							Educational Attainment
...	12M	12M	12M	12M	...	1W	1980/81
...	1W	...	1W	1990/91
...	3M	1W	Latest Year
							ECONOMICALLY INACTIVE
							Age Group
1W	1W	1W	1W	1W	...	1W	1980/81
1W	1W	1W	1W	1W	3M	1W	1990/91
...	1W	1W	1W	1W	...	1W	Latest Year
							INACTIVITY STATUS
1W	1W	1W	1W	1W	...	1W	1980/81
1W	1W	1W	1W	1W	3M	1W	1990/91
1W	1W	1W	1W	Latest Year

**TABLE 3 (c) contd. DETAILED LIST OF REFERENCE PERIOD USED BY MEMBER STATES
AND YEAR / CENSUS ROUND**

COUNTRY	Antigua and Barbuda	The Bahamas	Barbados	Belize	Dominica	Grenada	Guyana
INDICATORS							
EMPLOYED LABOUR FORCE							
Age Group							
1980/81	...	1W	1W	1W	1W	1W	1W
1990/91	1W	12M	12M	1W	1W	1W	1W
Latest Year	...	1W	1W	1W	1W	1W	...
Occupational Group							
1980/81	...	12M	1W	1W	12M	12M	12M
1990/91	1W	1W	12M	1W	1W	1W	1W
Latest Year	...	1W	12M	1W	1W	1W	1W
Industrial Group							
1980/81	...	12M	1W	1W	12M	12M	12M
1990/91	1W	1W	12M	1W	1W	1W	1W
Latest Year	...	1W	12M	1W	1W	1W	...
Type of Worker							
1980/81	...	12M	...	12M	12M	12M	12M
1990/91	1W	1W	12M	1W	1W	1W	1W
Latest Year	...	1W	1W	...	1W
Educational Attainment							
1980/81	1W	12M	12M	12M	12M
1990/91	...	1W	...	1W	...	1W	1W
Latest Year	...	1W	...	1W	1W	1W	...
UNEMPLOYED LABOUR FORCE							
Age Group							
1980/81	...	1W	1W	1W	1W	1W	1W
1990/91	1W	12M	12M	1W	1W	1W	1W
Latest Year	...	1W	1W	1W	1W	1W	...
Occupational Group							
1980/81	1W	12M	12M	12M	12M
1990/91
Latest Year	1W	1W	...
Industrial Group							
1980/81	1W	12M	12M	12M	12M
1990/91
Latest Year	1W	1W	...
Type of Worker							
1980/81	12M	12M	12M	12M
1990/91
Latest Year
Educational Attainment							
1980/81	1W	12M	12M	12M	12M
1990/91	...	1W	...	1W
Latest Year	...	1W	1W	1W	...

Notes:

1W : "Past Week", 12M : Past 12 months, 3M : Past 3 months

**TABLE 3 (c) contd. DETAILED LIST OF REFERENCE PERIOD USED BY MEMBER STATES
AND YEAR / CENSUS ROUND**

Jamaica	Montserrat	St. Kitts and Nevis	Saint Lucia	St. Vincent and the Grenadines	Suriname	Trinidad and Tobago	COUNTRY
							INDICATORS
							EMPLOYED LABOUR FORCE
							Age Group
1W	1W	1W	1W	1W	1W	1W	1980/81
1W	1W	1W	1W	1W	1W	1W	1990/91
1W	1W	1W	1W	1W	...	1W	Latest Year
							Occupational Group
1W	12M	12M	12M	12M	...	1W	1980/81
1W	1W	1W	1W	1W	3M	1W	1990/91
1W	...	1W	1W	1W	3M	1W	Latest Year
							Industrial Group
1W	12M	12M	12M	12M	...	1W	1980/81
1W	1W	1W	1W	1W	3M	1W	1990/91
1W	...	1W	1W	1W	3M	1W	Latest Year
							Type of Worker
1W	12M	12M	12M	12M	...	1W	1980/81
1W	1W	1W	1W	1W	3M	1W	1990/91
1W	...	1W	3M	1W	Latest Year
							Educational Attainment
...	12M	12M	12M	12M	...	1W	1980/81
...	1W	...	1W	1990/91
...	...	1W	3M	1W	Latest Year
							UNEMPLOYED LABOUR FORCE
							Age Group
1W	1W	1W	1W	1W	1W	1W	1980/81
1W	1W	1W	1W	1W	1W	1W	1990/91
1W	1W	1W	1W	1W	...	1W	Latest Year
							Occupational Group
1W	12M	12M	12M	12M	...	1W	1980/81
1W	1W	...	1W	1990/91
1W	1W	1W	Latest Year
							Industrial Group
1W	12M	12M	12M	12M	...	1W	1980/81
1W	1W	...	1W	1990/91
1W	1W	Latest Year
							Type of Worker
...	12M	12M	12M	12M	1980/81
...	1W	1990/91
...	Latest Year
							Educational Attainment
...	12M	12M	12M	12M	...	1W	1980/81
...	1W	...	1W	1990/91
...	3M	1W	Latest Year

TABLE 4 (a) DETAILED LIST OF INCONSISTENT DATA ¹

Indicators COUNTRY	Period	"Economically Active by Age Group"			"Employed labour Force by Occupational Group/ Industrial Group"		
		Economically Active	Employed	Unemployed	Economically Active	Employed	Unemployed
CARICOM (TABLE 1.1)							
	1980/81	<i>Source :CENSUS / Past Week</i>			<i>CENSUS / Past 12 Months</i>		
Women		...	449,821	452,302	...
Men		...	927,803	931,305	...
Total		...	1,377,624	1,383,607	...
	2000/01	<i>Source :CENSUS / Past Week</i>			<i>CENSUS / Past 12 Months</i>		
Women		...	923,771	920,259	...
Men		...	1,395,951	1,392,938	...
Total		...	2,319,722	2,313,197	...
The Bahamas	1980	<i>Source :CENSUS / Past Week</i>			<i>CENSUS / Past 12 Months</i>		
Women		...	32,466	34,886	...
Men		...	43,243	45,807	...
Total		...	75,709	80,693	...
Barbados	2000	<i>Source : LFS / Past Week</i>			<i>CENSUS / Past 12 Months</i>		
Women		...	61,000	57,488	...
Men		...	68,000	64,987	...
Total		...	129,000	122,475	...
Belize	1980	<i>Source :CENSUS / Past Week</i>			<i>CENSUS / Past 12 Months</i>		
Women		8,264	7,842	422	8,002	7,654	348
Men		32,548	30,771	1,777	32,258	30,802	1,456
Total		40,812	38,613	2,199	40,260	38,456	1,804
Dominica	1981	<i>Source :CENSUS / Past Week</i>			<i>CENSUS / Past 12 Months</i>		
Women		8,635	6,698	1,937	8,921	6,816	2,105
Men		16,698	14,008	2,690	16,602	13,961	2,641
Total		25,333	20,706	4,627	25,523	20,777	4,746
Grenada	1981	<i>Source :CENSUS / Past Week</i>			<i>CENSUS / Past 12 Months</i>		
Women		12,074	9,774	2,300	12,328	9,714	2,614
Men		19,289	16,127	3,162	19,312	16,158	3,154
Total		31,363	25,901	5,462	31,640	25,872	5,768
Guyana	1980	<i>Source :CENSUS / Past Week</i>			<i>CENSUS / Past 12 Months</i>		
Women		54,635	43,886	10,749	56,013	43,657	12,356
Men		175,878	149,130	26,748	175,534	148,979	26,555
Total		230,513	193,016	37,497	231,547	192,636	38,911
Montserrat	1980	<i>Source :CENSUS / Past Week</i>			<i>CENSUS / Past 12 Months</i>		
Women		2,006	1,690	316	1,969	1,676	293
Men		2,850	2,536	314	2,831	2,618	213
Total		4,856	4,226	630	4,800	4,294	506
St. Kitts and Nevis	1980	<i>Source :CENSUS / Past Week</i>			<i>CENSUS / Past 12 Months</i>		
Women		6,655	5,804	851	6,796	5,758	1,038
Men		9,739	8,904	835	9,804	8,788	1,016
Total		16,394	14,708	1,686	16,600	14,546	2,054
Saint Lucia	1980	<i>Source :CENSUS / Past Week</i>			<i>CENSUS / Past 12 Months</i>		
Women		14,439	11,617	2,822	15,360	11,862	3,498
Men		23,422	19,741	3,681	24,123	20,240	3,883
Total		37,861	31,358	6,503	39,483	32,102	7,381
St. Vincent and the Grenadines	1980	<i>Source :CENSUS / Past Week</i>			<i>CENSUS / Past 12 Months</i>		
Women		11,284	8,519	2,765	11,268	8,754	2,514
Men		20,824	16,035	4,789	20,295	16,644	3,651
Total		32,108	24,554	7,554	31,563	25,398	6,165

Notes:

LFS refers to Labour Force Survey

Total Labour Force refers to Economically Active Population

1/ Data discrepancies refer to data anomaly arising out of **Table 1.1** for "employed" **CARICOM - Volume II**.

As stated earlier, in the compilation of data on labour force characteristics, precedence was given, in terms of reference period, to "current status" which is usually a "week", over "usual status" which is "12 months".

Similarly, the prominence was given in the compilation of data, to National Reports over Regional Reports.



TABLE 4 (a) contd. DETAILED LIST OF INCONSISTENT DATA ¹

Period	Data differences			Reason for differences	COUNTRY
	Economically Active	Employed	Unemployed		
1980/81				<i>Generally for the 1980/81 period differences arose due to the Reference Period</i>	CARICOM (TABLE 1.1)
	...	-2,481	...		Women
	...	-3,502	...		Men
	...	-5,983	...		Total
2000/01				<i>For the 2000/01 period differences were only noted in the data used for Barbados and Belize where in both instances different sources were used.</i>	
	...	3,512	...		Women
	...	3,013	...		Men
	...	6,525	...		Total
1980					The Bahamas
	...	-2,420	...	<i>Reference Period Used</i>	Women
	...	-2,564	...		Men
	...	-4,984	...		Total
2000					Barbados
	...	3,512	...	<i>Source and Reference Period Used</i>	Women
	...	3,013	...		Men
	...	6,525	...		Total
1980					Belize
	262	188	74	<i>Reference Period Used</i>	Women
	290	-31	321		Men
	552	157	395		Total
1981					Dominica
	-286	-118	-168	<i>Reference Period Used</i>	Women
	96	47	49		Men
	-190	-71	-119		Total
1981					Grenada
	-254	60	-314	<i>Reference Period Used</i>	Women
	-23	-31	8		Men
	-277	29	-306		Total
1980					Guyana
	-1,378	229	-1,607	<i>Reference Period Used</i>	Women
	344	151	193		Men
	-1,034	380	-1,414		Total
1980					Montserrat
	37	14	23	<i>Reference Period Used</i>	Women
	19	-82	101		Men
	56	-68	124		Total
1980					St. Kitts and Nevis
	-141	46	-187	<i>Reference Period Used</i>	Women
	-65	116	-181		Men
	-206	162	-368		Total
1980					Saint Lucia
	-921	-245	-676	<i>Reference Period Used</i>	Women
	-701	-499	-202		Men
	-1,622	-744	-878		Total
1980					St. Vincent and the Grenadines
	16	-235	251	<i>Reference Period Used</i>	Women
	529	-609	1,138		Men
	545	-844	1,389		Total

LIST OF REFERENCES FOR DATA COMPILATION

The following are the main publications or websites used in the Volume 11:

- 1/ Caribbean Community Secretariat (CARICOM) Statistics Programme and United Nations –Department of Economic and Social Affairs (UNDESA), Statistics Division (UNSD) (2004) - “Women and Men in the Caribbean Community – Facts and Figures, 1980-2001
- 2/ United Nations Statistical Office *Supplementary principles and recommendations for population and housing censuses*. Statistical papers; doc ST/ESA/STAT/SER/M/67/Add.1 (New York. United Nations.1990)
- 3/. ILO *15th International Conference of Labour Statisticians, Report of the Conference C15115/1D6* (Rev 1) (Geneva, International Labour Office.1993)
- 4/ International Labour Office – Geneva. Switzerland: ILO (1999), “ *Key Indicators of the Labour Market –1999*”
- 5/ ILO, Caribbean Office (1999) “*Digest of Caribbean Labour Statistics – 1998*”
- 6/ Statistics of Sweden. (2000), “*Engendering Statistics*”
- 7/ Gupta (1989), “*Fundamentals of Statistics*”



STATISTICS SUB-PROGRAMME
INFORMATION AND COMMUNICATION PROGRAMME
CARIBBEAN COMMUNITY (CARICOM) SECRETARIAT
GEORGETOWN, GUYANA
P O BOX 10827